

SMART Program Budget Activity Report

Completed and Meets Standard Projects Detail Schedule for Quarter Ended June 30, 2019



GOB Referendum Approved by Voters on 11/4/2014 - 55 Months Since Approval

School/ Project	Original Budget	Current Budget	Prior Years Expenditures	Commitments	Current Year Expenditures	Balance
Parkway Middle School						
Music Instruments Project Number: 070185009	5,000	5,000	4,566	432	-	2
Re-Roofing of Bldgs. 22 and 24 Project Number: P.001617	754,360	754,360	754,360	-	-	-
Pasadena Lakes Elementary School						
Technology Infrastructure Upgrade Project Number: 207185001	17,000	17,000	17,000	-	-	-
Additional Computers to Close Gap Project Number: 207185002	59,000	58,975	58,975	-	-	-
Wireless Network Upgrade and CAT 6 Data Port Upgrade Project Number: 207185003	93,000	92,956	92,956	-	-	-
Music Instruments Project Number: 207185009	50,000	50,000	-	-	-	50,000
School Choice Enhancement Project Number: P.001783	100,000	100,000	81,306	267	18,198	229
Pathways Academy Charter School						
Charter School Technology Project Number: 537285004	81,221	81,217	81,217	-	-	-
Pembroke Lakes Elementary School						
Technology Infrastructure Upgrade Project Number: 266185001	51,000	32,680	32,680	-	-	-
Additional Computers to Close Gap Project Number: 266185002	90,000	89,921	89,921	-	-	-

* Project expenditures include, but are not limited to, construction costs, design costs, permitting costs, advertising costs during the planning and procurement phase, equipment, work orders, and Program Management fees.

There may be some additional financial activity on these projects as the final payments are made and all of the purchase orders are closed-out. When the projects are closed-out remaining balances (savings) are reported to the School Board and returned to the Capital Reserve.

This is a budget and expenditure activity report, and is not a construction status report. The accompanying introduction and notes are an integral part of this budget activity report.



SMART Program Budget Activity Report

Completed and Meets Standard Projects Detail Schedule for Quarter Ended June 30, 2019



GOB Referendum Approved by Voters on 11/4/2014 - 55 Months Since Approval

School/ Project	Original Budget	Current Budget	Prior Years Expenditures	Commitments	Current Year Expenditures	Balance
Pembroke Lakes Elementary School						
Wireless Network Upgrade and CAT 6 Data Port Upgrade Project Number: 266185003	84,000	53,812	53,812	-	-	-
Music Instruments Project Number: 266185009	50,000	50,000	49,775	-	182	43
Pembroke Pines Elementary School						
Additional Computers to Close Gap Project Number: 122185002	109,000	108,782	108,782	-	-	-
Wireless Network Upgrade and CAT 6 Data Port Upgrade Project Number: 122185003	75,000	53,727	53,727	-	-	-
Music Instruments Project Number: 122185009	50,000	50,000	49,564	137	299	-
Perry, Annabel C. Elementary School						
Technology Infrastructure Upgrade Project Number: 163185001	44,000	20,127	20,127	-	-	-
Additional Computers to Close Gap Project Number: 163185002	162,000	161,809	161,809	-	-	-
Wireless Network Upgrade and CAT 6 Data Port Upgrade Project Number: 163185003	107,000	64,298	64,298	-	-	-
Music Instruments Project Number: 163185009	50,000	50,000	50,000	-	-	-
School Choice Enhancement Project Number: P.001766	100,000	100,000	99,645	-	351	4

* Project expenditures include, but are not limited to, construction costs, design costs, permitting costs, advertising costs during the planning and procurement phase, equipment, work orders, and Program Management fees.

There may be some additional financial activity on these projects as the final payments are made and all of the purchase orders are closed-out. When the projects are closed-out remaining balances (savings) are reported to the School Board and returned to the Capital Reserve.

This is a budget and expenditure activity report, and is not a construction status report. The accompanying introduction and notes are an integral part of this budget activity report.



SMART Program Budget Activity Report

Completed and Meets Standard Projects Detail Schedule for Quarter Ended June 30, 2019



GOB Referendum Approved by Voters on 11/4/2014 - 55 Months Since Approval

School/ Project	Original Budget	Current Budget	Prior Years Expenditures	Commitments	Current Year Expenditures	Balance
Peters Elementary School						
Additional Computers to Close Gap Project Number: 093185002	154,000	153,964	153,964	-	-	-
Wireless Network Upgrade and CAT 6 Data Port Upgrade Project Number: 093185003	102,000	55,697	55,697	-	-	-
Music Instruments Project Number: 093185009	50,000	50,000	49,996	-	-	4
Pine Ridge Education Center						
Wireless Network Upgrade and CAT 6 Data Port Upgrade Project Number: 065385003	19,000	18,969	18,969	-	-	-
School Choice Enhancement Project Number: P.001868	100,000	100,000	96,212	3,788	-	-
Pines Lakes Elementary School						
Additional Computers to Close Gap Project Number: 286185002	160,000	159,922	159,922	-	-	-
Wireless Network Upgrade and CAT 6 Data Port Upgrade Project Number: 286185003	81,000	62,460	62,460	-	-	-
Music Instruments Project Number: 286185009	50,000	50,000	43,183	209	6,577	31
Pines Middle School						
Additional Computers to Close Gap Project Number: 188185002	244,000	244,000	244,000	-	-	-
Wireless Network Upgrade and CAT 6 Data Port Upgrade Project Number: 188185003	18,000	3,056	3,056	-	-	-

* Project expenditures include, but are not limited to, construction costs, design costs, permitting costs, advertising costs during the planning and procurement phase, equipment, work orders, and Program Management fees.

There may be some additional financial activity on these projects as the final payments are made and all of the purchase orders are closed-out. When the projects are closed-out remaining balances (savings) are reported to the School Board and returned to the Capital Reserve.

This is a budget and expenditure activity report, and is not a construction status report. The accompanying introduction and notes are an integral part of this budget activity report.



SMART Program Budget Activity Report

Completed and Meets Standard Projects Detail Schedule for Quarter Ended June 30, 2019



GOB Referendum Approved by Voters on 11/4/2014 - 55 Months Since Approval

School/ Project	Original Budget	Current Budget	Prior Years Expenditures	Commitments	Current Year Expenditures	Balance
Pines Middle School						
Music Instruments Project Number: 188185009	100,000	100,000	99,998	-	-	2
Pinewood Elementary School						
Technology Infrastructure Upgrade Project Number: 281185001	8,000	7,968	7,968	-	-	-
Additional Computers to Close Gap Project Number: 281185002	88,000	87,948	87,948	-	-	-
Wireless Network Upgrade and CAT 6 Data Port Upgrade Project Number: 281185003	104,000	100,374	100,374	-	-	-
Music Instruments Project Number: 281185009	50,000	50,000	42,478	7,516	-	6
Pioneer Middle School						
Technology Infrastructure Upgrade Project Number: 257185001	275,000	111,707	111,707	-	-	-
Additional Computers to Close Gap Project Number: 257185002	263,000	262,919	262,919	-	-	-
Wireless Network Upgrade and CAT 6 Data Port Upgrade Project Number: 257185003	19,000	15,344	15,344	-	-	-
Music Instruments Project Number: 257185009	100,000	100,000	99,639	260	-	101
Track Resurfacing Project Number: p.002093	70,000	70,000	45,111	-	-	24,889

* Project expenditures include, but are not limited to, construction costs, design costs, permitting costs, advertising costs during the planning and procurement phase, equipment, work orders, and Program Management fees.

There may be some additional financial activity on these projects as the final payments are made and all of the purchase orders are closed-out. When the projects are closed-out remaining balances (savings) are reported to the School Board and returned to the Capital Reserve.

This is a budget and expenditure activity report, and is not a construction status report. The accompanying introduction and notes are an integral part of this budget activity report.



SMART Program Budget Activity Report

Completed and Meets Standard Projects Detail Schedule for Quarter Ended June 30, 2019



GOB Referendum Approved by Voters on 11/4/2014 - 55 Months Since Approval

School/ Project	Original Budget	Current Budget	Prior Years Expenditures	Commitments	Current Year Expenditures	Balance
Piper High School						
Technology Infrastructure Upgrade Project Number: 190185001	488,000	287,311	287,311	-	-	-
Additional Computers to Close Gap Project Number: 190185002	460,000	459,936	459,936	-	-	-
Wireless Network Upgrade and CAT 6 Data Port Upgrade Project Number: 190185003	135,000	131,909	131,909	-	-	-
Music Instruments Project Number: 190185009	300,000	300,000	299,891	-	-	109
School Choice Enhancement Project Number: P.001772	100,000	100,000	98,384	-	-	1,616
Weight Room Renovation Project Number: P.002015	121,000	121,000	115,390	1,110	4,500	-
Pivot Charter School						
Charter School Technology Project Number: 532285004	58,443	58,436	58,436	-	-	-
Plantation Elementary School						
Technology Infrastructure Upgrade Project Number: 094185001	8,000	7,968	7,968	-	-	-
Additional Computers to Close Gap Project Number: 094185002	92,000	91,877	91,877	-	-	-
Wireless Network Upgrade and CAT 6 Data Port Upgrade Project Number: 094185003	88,000	80,882	80,882	-	-	-
Music Instruments Project Number: 094185009	50,000	50,000	43,608	6,278	113	1

* Project expenditures include, but are not limited to, construction costs, design costs, permitting costs, advertising costs during the planning and procurement phase, equipment, work orders, and Program Management fees.

There may be some additional financial activity on these projects as the final payments are made and all of the purchase orders are closed-out. When the projects are closed-out remaining balances (savings) are reported to the School Board and returned to the Capital Reserve.

This is a budget and expenditure activity report, and is not a construction status report. The accompanying introduction and notes are an integral part of this budget activity report.



SMART Program Budget Activity Report

Completed and Meets Standard Projects Detail Schedule for Quarter Ended June 30, 2019



GOB Referendum Approved by Voters on 11/4/2014 - 55 Months Since Approval

School/ Project	Original Budget	Current Budget	Prior Years Expenditures	Commitments	Current Year Expenditures	Balance
Plantation High School						
Technology Infrastructure Upgrade Project Number: 145185001	9,000	-	-	-	-	-
Additional Computers to Close Gap Project Number: 145185002	503,000	502,967	502,967	-	-	-
Wireless Network Upgrade and CAT 6 Data Port Upgrade Project Number: 145185003	237,000	152,710	152,710	-	-	-
Music Instruments Project Number: 145185009	300,000	300,000	277,072	-	22,928	-
Track Resurfacing Project Number: P.002033	300,000	300,000	199,677	-	-	100,323
Weight Room Renovation Project Number: P.002151	121,000	121,000	-	-	120,655	345
Plantation Middle School						
Technology Infrastructure Upgrade Project Number: 055185001	2,000	1,999	1,999	-	-	-
Additional Computers to Close Gap Project Number: 055185002	139,000	138,951	138,951	-	-	-
Wireless Network Upgrade and CAT 6 Data Port Upgrade Project Number: 055185003	138,000	101,498	101,498	-	-	-
Music Instruments Project Number: 055185009	100,000	100,000	99,738	-	-	262

* Project expenditures include, but are not limited to, construction costs, design costs, permitting costs, advertising costs during the planning and procurement phase, equipment, work orders, and Program Management fees.

There may be some additional financial activity on these projects as the final payments are made and all of the purchase orders are closed-out. When the projects are closed-out remaining balances (savings) are reported to the School Board and returned to the Capital Reserve.

This is a budget and expenditure activity report, and is not a construction status report. The accompanying introduction and notes are an integral part of this budget activity report.



SMART Program Budget Activity Report

Completed and Meets Standard Projects Detail Schedule for Quarter Ended June 30, 2019



GOB Referendum Approved by Voters on 11/4/2014 - 55 Months Since Approval

School/ Project	Original Budget	Current Budget	Prior Years Expenditures	Commitments	Current Year Expenditures	Balance
Plantation Park Elementary School						
Technology Infrastructure Upgrade Project Number: 125185001	47,000	36,217	36,217	-	-	-
Additional Computers to Close Gap Project Number: 125185002	90,000	89,950	89,950	-	-	-
Wireless Network Upgrade and CAT 6 Data Port Upgrade Project Number: 125185003	72,000	43,446	43,446	-	-	-
Music Instruments Project Number: 125185009	50,000	50,000	32,367	7,936	9,518	179
Pompano Beach Elementary School						
Additional Computers to Close Gap Project Number: 075185002	133,000	132,926	132,926	-	-	-
Wireless Network Upgrade and CAT 6 Data Port Upgrade Project Number: 075185003	72,000	48,540	48,540	-	-	-
Music Instruments Project Number: 075185009	50,000	50,000	47,994	1,595	68	343
School Choice Enhancement Project Number: P.001804	100,000	100,000	99,891	-	-	109
Pompano Beach High School						
Technology Infrastructure Upgrade Project Number: 018585001	255,000	140,357	140,357	-	-	-
Additional Computers to Close Gap Project Number: 018585002	209,000	208,999	208,999	-	-	-

* Project expenditures include, but are not limited to, construction costs, design costs, permitting costs, advertising costs during the planning and procurement phase, equipment, work orders, and Program Management fees.

There may be some additional financial activity on these projects as the final payments are made and all of the purchase orders are closed-out. When the projects are closed-out remaining balances (savings) are reported to the School Board and returned to the Capital Reserve.

This is a budget and expenditure activity report, and is not a construction status report. The accompanying introduction and notes are an integral part of this budget activity report.



SMART Program Budget Activity Report

Completed and Meets Standard Projects Detail Schedule for Quarter Ended June 30, 2019



GOB Referendum Approved by Voters on 11/4/2014 - 55 Months Since Approval

School/ Project	Original Budget	Current Budget	Prior Years Expenditures	Commitments	Current Year Expenditures	Balance
Pompano Beach High School						
Wireless Network Upgrade and CAT 6 Data Port Upgrade Project Number: 018585003	22,000	20,979	20,979	-	-	-
Music Instruments Project Number: 018585009	300,000	300,000	299,993	-	-	7
Track Resurfacing Project Number: P.002052	300,000	300,000	284,145	1,908	-	13,947
Weight Room Renovation Project Number: p.002160	121,000	121,000	-	-	120,963	37
Pompano Beach Middle School						
Additional Computers to Close Gap Project Number: 002185002	170,000	169,889	169,889	-	-	-
Wireless Network Upgrade and CAT 6 Data Port Upgrade Project Number: 002185003	123,000	72,632	72,632	-	-	-
Music Instruments Project Number: 002185009	100,000	100,000	-	-	-	100,000
School Choice Enhancement Project Number: P.001747	100,000	100,000	99,975	-	-	25
Quiet Waters Elementary School						
Technology Infrastructure Upgrade Project Number: 312185001	153,000	71,399	71,399	-	-	-
Additional Computers to Close Gap Project Number: 312185002	257,000	256,981	256,981	-	-	-
Wireless Network Upgrade and CAT 6 Data Port Upgrade Project Number: 312185003	72,000	-	-	-	-	-

* Project expenditures include, but are not limited to, construction costs, design costs, permitting costs, advertising costs during the planning and procurement phase, equipment, work orders, and Program Management fees.

There may be some additional financial activity on these projects as the final payments are made and all of the purchase orders are closed-out. When the projects are closed-out remaining balances (savings) are reported to the School Board and returned to the Capital Reserve.

This is a budget and expenditure activity report, and is not a construction status report. The accompanying introduction and notes are an integral part of this budget activity report.



SMART Program Budget Activity Report

Completed and Meets Standard Projects Detail Schedule for Quarter Ended June 30, 2019



GOB Referendum Approved by Voters on 11/4/2014 - 55 Months Since Approval

School/ Project	Original Budget	Current Budget	Prior Years Expenditures	Commitments	Current Year Expenditures	Balance
Quiet Waters Elementary School						
Music Instruments Project Number: 312185009	50,000	50,000	31,618	6,575	4,657	7,150
Ramblewood Elementary School						
Technology Infrastructure Upgrade Project Number: 272185001	17,000	6,871	6,871	-	-	-
Additional Computers to Close Gap Project Number: 272185002	179,000	178,862	178,862	-	-	-
Wireless Network Upgrade and CAT 6 Data Port Upgrade Project Number: 272185003	106,000	60,764	60,764	-	-	-
Music Instruments Project Number: 272185009	50,000	50,000	43,721	-	6,278	1
Ramblewood Middle School						
Technology Infrastructure Upgrade Project Number: 271185001	170,000	153,282	153,282	-	-	-
Additional Computers to Close Gap Project Number: 271185002	183,000	182,825	182,825	-	-	-
Wireless Network Upgrade and CAT 6 Data Port Upgrade Project Number: 271185003	68,000	66,413	66,413	-	-	-
Music Instruments Project Number: 271185009	100,000	100,000	99,993	-	-	7
School Choice Enhancement Project Number: P.001945	100,000	100,000	77,700	-	22,300	-

* Project expenditures include, but are not limited to, construction costs, design costs, permitting costs, advertising costs during the planning and procurement phase, equipment, work orders, and Program Management fees.

There may be some additional financial activity on these projects as the final payments are made and all of the purchase orders are closed-out. When the projects are closed-out remaining balances (savings) are reported to the School Board and returned to the Capital Reserve.

This is a budget and expenditure activity report, and is not a construction status report. The accompanying introduction and notes are an integral part of this budget activity report.



SMART Program Budget Activity Report

Completed and Meets Standard Projects Detail Schedule for Quarter Ended June 30, 2019



GOB Referendum Approved by Voters on 11/4/2014 - 55 Months Since Approval

School/ Project	Original Budget	Current Budget	Prior Years Expenditures	Commitments	Current Year Expenditures	Balance
Renaissance Charter Middle School at Pines						
Charter School Technology Project Number: 501485004	69,233	69,233	69,233	-	-	-
Renaissance Charter School of Plantation						
Charter School Technology Project Number: 502385004	301,209	301,202	301,202	-	-	-
Renaissance Charter School at Cooper City						
Charter School Technology Project Number: 504985004	361,151	361,144	361,144	-	-	-
Renaissance Charter School at University						
Charter School Technology Project Number: 504885004	430,084	430,084	430,084	-	-	-
Renaissance Charter School of Coral Springs						
Charter School Technology Project Number: 502085004	445,968	445,891	445,891	-	-	-
Renaissance Charter Schools at Pines						
Charter School Technology Project Number: 571085004	246,062	246,057	246,057	-	-	-
Rickards, James S. Middle School						
Technology Infrastructure Upgrade Project Number: 212185001	17,000	14,526	14,526	-	-	-
Additional Computers to Close Gap Project Number: 212185002	200,000	199,887	199,887	-	-	-
Wireless Network Upgrade and CAT 6 Data Port Upgrade Project Number: 212185003	106,000	93,395	89,387	-	-	4,008

* Project expenditures include, but are not limited to, construction costs, design costs, permitting costs, advertising costs during the planning and procurement phase, equipment, work orders, and Program Management fees.

There may be some additional financial activity on these projects as the final payments are made and all of the purchase orders are closed-out. When the projects are closed-out remaining balances (savings) are reported to the School Board and returned to the Capital Reserve.

This is a budget and expenditure activity report, and is not a construction status report. The accompanying introduction and notes are an integral part of this budget activity report.



SMART Program Budget Activity Report

Completed and Meets Standard Projects Detail Schedule for Quarter Ended June 30, 2019



GOB Referendum Approved by Voters on 11/4/2014 - 55 Months Since Approval

School/ Project	Original Budget	Current Budget	Prior Years Expenditures	Commitments	Current Year Expenditures	Balance
RISE Academy School of Science and Technology						
Charter School Technology Project Number: 542085004	82,420	82,405	82,405	-	-	-
Riverglades Elementary School						
Technology Infrastructure Upgrade Project Number: 289185001	143,000	63,958	63,958	-	-	-
Additional Computers to Close Gap Project Number: 289185002	165,000	164,983	164,983	-	-	-
Wireless Network Upgrade and CAT 6 Data Port Upgrade Project Number: 289185003	59,000	-	-	-	-	-
Music Instruments Project Number: 289185009	50,000	50,000	43,721	6,278	-	1
Riverland Elementary School						
Additional Computers to Close Gap Project Number: 015185002	122,000	121,975	121,975	-	-	-
Wireless Network Upgrade and CAT 6 Data Port Upgrade Project Number: 015185003	44,000	33,357	33,357	-	-	-
Music Instruments Project Number: 015185009	50,000	50,000	49,890	-	-	110
Riverside Elementary School						
Technology Infrastructure Upgrade Project Number: 303185001	144,000	14,224	14,224	-	-	-

* Project expenditures include, but are not limited to, construction costs, design costs, permitting costs, advertising costs during the planning and procurement phase, equipment, work orders, and Program Management fees.

There may be some additional financial activity on these projects as the final payments are made and all of the purchase orders are closed-out. When the projects are closed-out remaining balances (savings) are reported to the School Board and returned to the Capital Reserve.

This is a budget and expenditure activity report, and is not a construction status report. The accompanying introduction and notes are an integral part of this budget activity report.



SMART Program Budget Activity Report

Completed and Meets Standard Projects Detail Schedule for Quarter Ended June 30, 2019



GOB Referendum Approved by Voters on 11/4/2014 - 55 Months Since Approval

School/ Project	Original Budget	Current Budget	Prior Years Expenditures	Commitments	Current Year Expenditures	Balance
Riverside Elementary School						
Additional Computers to Close Gap Project Number: 303185002	124,000	123,902	123,902	-	-	-
Wireless Network Upgrade and CAT 6 Data Port Upgrade Project Number: 303185003	63,000	4,834	4,834	-	-	-
Music Instruments Project Number: 303185009	50,000	50,000	18,926	-	31,073	1
Rock Island Elementary School						
Additional Computers to Close Gap Project Number: 370185002	88,000	87,992	87,992	-	-	-
Wireless Network Upgrade and CAT 6 Data Port Upgrade Project Number: 370185003	27,000	26,615	26,615	-	-	-
School Choice Enhancement Project Number: P.001755	100,000	100,000	98,996	-	990	14
Royal Palm Elementary School						
Technology Infrastructure Upgrade Project Number: 185185001	9,000	6,871	6,871	-	-	-
Additional Computers to Close Gap Project Number: 185185002	119,000	118,980	118,980	-	-	-
Wireless Network Upgrade and CAT 6 Data Port Upgrade Project Number: 185185003	104,000	62,323	62,323	-	-	-
Music Instruments Project Number: 185185009	50,000	50,000	41,158	7,258	-	1,584

* Project expenditures include, but are not limited to, construction costs, design costs, permitting costs, advertising costs during the planning and procurement phase, equipment, work orders, and Program Management fees.

There may be some additional financial activity on these projects as the final payments are made and all of the purchase orders are closed-out. When the projects are closed-out remaining balances (savings) are reported to the School Board and returned to the Capital Reserve.

This is a budget and expenditure activity report, and is not a construction status report. The accompanying introduction and notes are an integral part of this budget activity report.



SMART Program Budget Activity Report

Completed and Meets Standard Projects Detail Schedule for Quarter Ended June 30, 2019



GOB Referendum Approved by Voters on 11/4/2014 - 55 Months Since Approval

School/ Project	Original Budget	Current Budget	Prior Years Expenditures	Commitments	Current Year Expenditures	Balance
Sanders Park Elementary School						
Additional Computers to Close Gap Project Number: 089185002	116,000	115,835	115,835	-	-	-
Wireless Network Upgrade and CAT 6 Data Port Upgrade Project Number: 089185003	40,000	35,721	35,721	-	-	-
Music Instruments Project Number: 089185009	50,000	50,000	11,643	1,000	37,351	6
Sandpiper Elementary School						
Technology Infrastructure Upgrade Project Number: 306185001	39,000	21,587	21,587	-	-	-
Additional Computers to Close Gap Project Number: 306185002	169,000	168,691	168,691	-	-	-
Wireless Network Upgrade and CAT 6 Data Port Upgrade Project Number: 306185003	58,000	46,172	46,172	-	-	-
Music Instruments Project Number: 306185009	50,000	50,000	43,166	-	6,278	556
Sawgrass Elementary School						
Technology Infrastructure Upgrade Project Number: 340185001	91,000	49,079	49,079	-	-	-
Additional Computers to Close Gap Project Number: 340185002	194,000	193,950	193,950	-	-	-
Wireless Network Upgrade and CAT 6 Data Port Upgrade Project Number: 340185003	116,000	81,827	81,827	-	-	-

* Project expenditures include, but are not limited to, construction costs, design costs, permitting costs, advertising costs during the planning and procurement phase, equipment, work orders, and Program Management fees.

There may be some additional financial activity on these projects as the final payments are made and all of the purchase orders are closed-out. When the projects are closed-out remaining balances (savings) are reported to the School Board and returned to the Capital Reserve.

This is a budget and expenditure activity report, and is not a construction status report. The accompanying introduction and notes are an integral part of this budget activity report.



SMART Program Budget Activity Report

Completed and Meets Standard Projects Detail Schedule for Quarter Ended June 30, 2019



GOB Referendum Approved by Voters on 11/4/2014 - 55 Months Since Approval

School/ Project	Original Budget	Current Budget	Prior Years Expenditures	Commitments	Current Year Expenditures	Balance
Sawgrass Elementary School						
Music Instruments Project Number: 340185009	50,000	50,000	49,960	-	40	-
Sawgrass Springs Middle School						
Technology Infrastructure Upgrade Project Number: 343185001	200,000	92,568	92,568	-	-	-
Additional Computers to Close Gap Project Number: 343185002	188,000	187,997	187,997	-	-	-
Wireless Network Upgrade and CAT 6 Data Port Upgrade Project Number: 343185003	73,000	71,249	71,249	-	-	-
Music Instruments Project Number: 343185009	100,000	100,000	99,995	-	-	5
School Choice Enhancement Project Number: P.001963	100,000	100,000	99,996	-	-	4
Sea Castle Elementary School						
Technology Infrastructure Upgrade Project Number: 287185001	26,000	20,781	20,781	-	-	-
Additional Computers to Close Gap Project Number: 287185002	162,000	161,980	161,980	-	-	-
Wireless Network Upgrade and CAT 6 Data Port Upgrade Project Number: 287185003	111,000	72,206	72,206	-	-	-
Music Instruments Project Number: 287185009	50,000	50,000	18,602	-	31,073	325
School Choice Enhancement Project Number: P.001799	100,000	100,000	98,744	1,064	175	17

* Project expenditures include, but are not limited to, construction costs, design costs, permitting costs, advertising costs during the planning and procurement phase, equipment, work orders, and Program Management fees.

There may be some additional financial activity on these projects as the final payments are made and all of the purchase orders are closed-out. When the projects are closed-out remaining balances (savings) are reported to the School Board and returned to the Capital Reserve.

This is a budget and expenditure activity report, and is not a construction status report. The accompanying introduction and notes are an integral part of this budget activity report.



SMART Program Budget Activity Report

Completed and Meets Standard Projects Detail Schedule for Quarter Ended June 30, 2019



GOB Referendum Approved by Voters on 11/4/2014 - 55 Months Since Approval

School/ Project	Original Budget	Current Budget	Prior Years Expenditures	Commitments	Current Year Expenditures	Balance
Seagull Alternative High School						
Technology Infrastructure Upgrade Project Number: 060185001	26,000	4,081	4,081	-	-	-
Wireless Network Upgrade and CAT 6 Data Port Upgrade Project Number: 060185003	100,000	65,631	65,630	-	-	1
Seminole Middle School						
Technology Infrastructure Upgrade Project Number: 189185001	196,000	161,685	161,685	-	-	-
Additional Computers to Close Gap Project Number: 189185002	204,000	203,869	203,869	-	-	-
Wireless Network Upgrade and CAT 6 Data Port Upgrade Project Number: 189185003	56,000	50,606	50,606	-	-	-
Music Instruments Project Number: 189185009	100,000	100,000	99,990	-	-	10
Track Resurfacing Project Number: p.002094	70,000	70,000	45,100	-	-	24,900
School Choice Enhancement Project Number: P.002234	100,000	100,000	-	66	89,824	10,110
Sheridan Hills Elementary School						
Additional Computers to Close Gap Project Number: 181185002	115,000	114,944	114,944	-	-	-
Wireless Network Upgrade and CAT 6 Data Port Upgrade Project Number: 181185003	68,000	61,030	61,030	-	-	-

* Project expenditures include, but are not limited to, construction costs, design costs, permitting costs, advertising costs during the planning and procurement phase, equipment, work orders, and Program Management fees.

There may be some additional financial activity on these projects as the final payments are made and all of the purchase orders are closed-out. When the projects are closed-out remaining balances (savings) are reported to the School Board and returned to the Capital Reserve.

This is a budget and expenditure activity report, and is not a construction status report. The accompanying introduction and notes are an integral part of this budget activity report.



SMART Program Budget Activity Report

Completed and Meets Standard Projects Detail Schedule for Quarter Ended June 30, 2019



GOB Referendum Approved by Voters on 11/4/2014 - 55 Months Since Approval

School/ Project	Original Budget	Current Budget	Prior Years Expenditures	Commitments	Current Year Expenditures	Balance
Sheridan Hills Elementary School						
Music Instruments Project Number: 181185009	50,000	50,000	43,449	-	6,550	1
School Choice Enhancement Project Number: P.001840	100,000	100,000	85,591	-	14,200	209
Sheridan Park Elementary School						
Technology Infrastructure Upgrade Project Number: 132185001	17,000	11,501	11,501	-	-	-
Additional Computers to Close Gap Project Number: 132185002	184,000	183,857	183,857	-	-	-
Wireless Network Upgrade and CAT 6 Data Port Upgrade Project Number: 132185003	99,000	54,785	54,785	-	-	-
Music Instruments Project Number: 132185009	50,000	50,000	22,741	6,593	20,663	3
Sheridan Technical Center						
Technology Infrastructure Upgrade Project Number: 105185001	364,000	360,680	360,680	-	-	-
Wireless Network Upgrade and CAT 6 Data Port Upgrade Project Number: 105185003	92,000	91,999	91,999	-	-	-
Sheridan Technical High School						
Wireless Network Upgrade and CAT 6 Data Port Upgrade Project Number: 042285003	40,000	34,038	34,038	-	-	-

* Project expenditures include, but are not limited to, construction costs, design costs, permitting costs, advertising costs during the planning and procurement phase, equipment, work orders, and Program Management fees.

There may be some additional financial activity on these projects as the final payments are made and all of the purchase orders are closed-out. When the projects are closed-out remaining balances (savings) are reported to the School Board and returned to the Capital Reserve.

This is a budget and expenditure activity report, and is not a construction status report. The accompanying introduction and notes are an integral part of this budget activity report.



SMART Program Budget Activity Report

Completed and Meets Standard Projects Detail Schedule for Quarter Ended June 30, 2019



GOB Referendum Approved by Voters on 11/4/2014 - 55 Months Since Approval

School/ Project	Original Budget	Current Budget	Prior Years Expenditures	Commitments	Current Year Expenditures	Balance
Silver Lakes Elementary School						
Technology Infrastructure Upgrade Project Number: 337185001	134,000	84,626	84,626	-	-	-
Additional Computers to Close Gap Project Number: 337185002	158,000	157,944	157,944	-	-	-
Wireless Network Upgrade and CAT 6 Data Port Upgrade Project Number: 337185003	95,000	58,044	58,044	-	-	-
Music Instruments Project Number: 337185009	50,000	50,000	36,492	6,278	6,627	603
Silver Lakes Middle School						
Technology Infrastructure Upgrade Project Number: 297185001	17,000	3,224	3,224	-	-	-
Additional Computers to Close Gap Project Number: 297185002	65,000	64,969	64,969	-	-	-
Wireless Network Upgrade and CAT 6 Data Port Upgrade Project Number: 297185003	67,000	41,699	41,699	-	-	-
Music Instruments Project Number: 297185009	100,000	100,000	99,862	-	-	138
Silver Palms Elementary School						
Technology Infrastructure Upgrade Project Number: 349185001	123,000	65,648	65,648	-	-	-
Additional Computers to Close Gap Project Number: 349185002	206,000	205,848	205,848	-	-	-

* Project expenditures include, but are not limited to, construction costs, design costs, permitting costs, advertising costs during the planning and procurement phase, equipment, work orders, and Program Management fees.

There may be some additional financial activity on these projects as the final payments are made and all of the purchase orders are closed-out. When the projects are closed-out remaining balances (savings) are reported to the School Board and returned to the Capital Reserve.

This is a budget and expenditure activity report, and is not a construction status report. The accompanying introduction and notes are an integral part of this budget activity report.



SMART Program Budget Activity Report

Completed and Meets Standard Projects Detail Schedule for Quarter Ended June 30, 2019



GOB Referendum Approved by Voters on 11/4/2014 - 55 Months Since Approval

School/ Project	Original Budget	Current Budget	Prior Years Expenditures	Commitments	Current Year Expenditures	Balance
Silver Palms Elementary School						
Wireless Network Upgrade and CAT 6 Data Port Upgrade Project Number: 349185003	54,000	1,881	1,881	-	-	-
Music Instruments Project Number: 349185009	50,000	50,000	18,710	216	31,073	1
Silver Ridge Elementary School						
Technology Infrastructure Upgrade Project Number: 308185001	95,000	44,397	44,397	-	-	-
Additional Computers to Close Gap Project Number: 308185002	260,000	259,931	259,931	-	-	-
Wireless Network Upgrade and CAT 6 Data Port Upgrade Project Number: 308185003	109,000	61,787	61,787	-	-	-
Music Instruments Project Number: 308185009	50,000	50,000	49,477	243	280	-
School Choice Enhancement Project Number: P.001957	100,000	100,000	99,989	-	-	11
Silver Shores Elementary School						
Technology Infrastructure Upgrade Project Number: 358185001	30,000	28,821	28,821	-	-	-
Additional Computers to Close Gap Project Number: 358185002	83,000	82,976	82,976	-	-	-
Wireless Network Upgrade and CAT 6 Data Port Upgrade Project Number: 358185003	82,000	81,990	81,990	-	-	-

* Project expenditures include, but are not limited to, construction costs, design costs, permitting costs, advertising costs during the planning and procurement phase, equipment, work orders, and Program Management fees.

There may be some additional financial activity on these projects as the final payments are made and all of the purchase orders are closed-out. When the projects are closed-out remaining balances (savings) are reported to the School Board and returned to the Capital Reserve.

This is a budget and expenditure activity report, and is not a construction status report. The accompanying introduction and notes are an integral part of this budget activity report.



SMART Program Budget Activity Report

Completed and Meets Standard Projects Detail Schedule for Quarter Ended June 30, 2019



GOB Referendum Approved by Voters on 11/4/2014 - 55 Months Since Approval

School/ Project	Original Budget	Current Budget	Prior Years Expenditures	Commitments	Current Year Expenditures	Balance
Silver Shores Elementary School						
Music Instruments Project Number: 358185009	50,000	50,000	18,889	-	31,073	38
School Choice Enhancement Project Number: P.001706	100,000	100,000	38,374	8,386	52,817	423
Silver Trail Middle School						
Technology Infrastructure Upgrade Project Number: 333185001	251,000	198,353	198,353	-	-	-
Additional Computers to Close Gap Project Number: 333185002	316,000	315,943	315,943	-	-	-
Wireless Network Upgrade and CAT 6 Data Port Upgrade Project Number: 333185003	78,000	47,109	47,109	-	-	0
Music Instruments Project Number: 333185009	100,000	100,000	99,999	-	-	1
Re-roofing of bldg. 2, section C & D Project Number: P.001650	-	605,000	194,553	80	-	410,367
School Choice Enhancement Project Number: P.001795	100,000	100,000	76,999	-	23,001	-
Somerset Academy Charter Conservatory High						
Charter School Technology Project Number: 539685004	35,665	35,656	35,656	-	-	-
Somerset Academy Charter High School Miramar Campus						
Charter School Technology Project Number: 500785004	84,219	84,214	84,214	-	-	-

* Project expenditures include, but are not limited to, construction costs, design costs, permitting costs, advertising costs during the planning and procurement phase, equipment, work orders, and Program Management fees.

There may be some additional financial activity on these projects as the final payments are made and all of the purchase orders are closed-out. When the projects are closed-out remaining balances (savings) are reported to the School Board and returned to the Capital Reserve.

This is a budget and expenditure activity report, and is not a construction status report. The accompanying introduction and notes are an integral part of this budget activity report.



SMART Program Budget Activity Report

Completed and Meets Standard Projects Detail Schedule for Quarter Ended June 30, 2019



GOB Referendum Approved by Voters on 11/4/2014 - 55 Months Since Approval

School/ Project	Original Budget	Current Budget	Prior Years Expenditures	Commitments	Current Year Expenditures	Balance
Somerset Academy Charter School Miramar						
Charter School Technology Project Number: 540585004	193,613	193,605	193,605	-	-	-
Somerset Academy Davie Charter School						
Charter School Technology Project Number: 521185004	45,256	45,251	45,251	-	-	-
Somerset Academy East Preparatory						
Charter School Technology Project Number: 539185004	87,515	87,511	87,511	-	-	-
Somerset Academy Elementary						
Charter School Technology Project Number: 514185004	280,529	280,507	280,507	-	-	-
Somerset Academy High						
Charter School Technology Project Number: 522185004	329,381	329,375	329,375	-	-	-
Somerset Academy Hollywood						
Charter School Technology Project Number: 538785004	17,083	17,080	17,080	-	-	-
Somerset Academy Hollywood Middle School						
Charter School Technology Project Number: 541985004	3,297	3,293	3,293	-	-	-
Somerset Academy Middle						
Charter School Technology Project Number: 515185004	249,059	249,055	249,055	-	-	-
Somerset Academy Miramar Middle						
Charter School Technology Project Number: 540685004	131,573	131,539	131,539	-	-	-

* Project expenditures include, but are not limited to, construction costs, design costs, permitting costs, advertising costs during the planning and procurement phase, equipment, work orders, and Program Management fees.

There may be some additional financial activity on these projects as the final payments are made and all of the purchase orders are closed-out. When the projects are closed-out remaining balances (savings) are reported to the School Board and returned to the Capital Reserve.

This is a budget and expenditure activity report, and is not a construction status report. The accompanying introduction and notes are an integral part of this budget activity report.



SMART Program Budget Activity Report

Completed and Meets Standard Projects Detail Schedule for Quarter Ended June 30, 2019



GOB Referendum Approved by Voters on 11/4/2014 - 55 Months Since Approval

School/ Project	Original Budget	Current Budget	Prior Years Expenditures	Commitments	Current Year Expenditures	Balance
Somerset Academy Neighborhood						
Charter School Technology Project Number: 502185004	158,247	158,237	158,237	-	-	-
Somerset Academy Pompano						
Charter School Technology Project Number: 538885004	49,452	49,451	49,451	-	-	-
Somerset Academy Pompano Middle						
Charter School Technology Project Number: 541385004	6,893	6,885	6,885	-	-	-
Somerset Academy Village Charter Middle School						
Charter School Technology Project Number: 500285004	33,268	33,265	33,265	-	-	-
Somerset Charter Academy @ North Lauderdale						
Charter School Technology Project Number: 500385004	212,794	212,787	212,787	-	-	-
Somerset Miramar South						
Charter School Technology Project Number: 505485004	31,470	31,469	31,469	-	-	-
Somerset Pines Academy						
Charter School Technology Project Number: 503085004	146,558	146,548	146,548	-	-	-
Somerset Prep Charter High Broward Campus						
Charter School Technology Project Number: 500685004	66,835	66,831	66,831	-	-	-

* Project expenditures include, but are not limited to, construction costs, design costs, permitting costs, advertising costs during the planning and procurement phase, equipment, work orders, and Program Management fees.

There may be some additional financial activity on these projects as the final payments are made and all of the purchase orders are closed-out. When the projects are closed-out remaining balances (savings) are reported to the School Board and returned to the Capital Reserve.

This is a budget and expenditure activity report, and is not a construction status report. The accompanying introduction and notes are an integral part of this budget activity report.



SMART Program Budget Activity Report

Completed and Meets Standard Projects Detail Schedule for Quarter Ended June 30, 2019



GOB Referendum Approved by Voters on 11/4/2014 - 55 Months Since Approval

School/ Project	Original Budget	Current Budget	Prior Years Expenditures	Commitments	Current Year Expenditures	Balance
Somerset Preparatory Charter Middle School						
Charter School Technology Project Number: 544185004	101,002	100,993	100,993	-	-	-
Somerset Village Academy						
Charter School Technology Project Number: 500485004	74,328	74,319	74,319	-	-	-
South Broward High School						
Additional Computers to Close Gap Project Number: 017185002	421,000	420,995	420,995	-	-	-
Wireless Network Upgrade and CAT 6 Data Port Upgrade Project Number: 017185003	181,000	159,681	159,681	-	-	-
Weight Room Renovation Project Number: p.002023	121,000	121,000	120,176	-	-	824
South Plantation High School						
Technology Infrastructure Upgrade Project Number: 235185001	371,000	238,150	238,150	-	-	-
Additional Computers to Close Gap Project Number: 235185002	549,000	548,915	548,915	-	-	-
Wireless Network Upgrade and CAT 6 Data Port Upgrade Project Number: 235185003	122,000	117,876	117,876	-	-	-
Music Instruments Project Number: 235185009	300,000	300,000	299,991	-	-	9
Weight Room Renovation Project Number: p.002161	121,000	121,000	-	-	120,645	355

* Project expenditures include, but are not limited to, construction costs, design costs, permitting costs, advertising costs during the planning and procurement phase, equipment, work orders, and Program Management fees.

There may be some additional financial activity on these projects as the final payments are made and all of the purchase orders are closed-out. When the projects are closed-out remaining balances (savings) are reported to the School Board and returned to the Capital Reserve.

This is a budget and expenditure activity report, and is not a construction status report. The accompanying introduction and notes are an integral part of this budget activity report.



SMART Program Budget Activity Report

Completed and Meets Standard Projects Detail Schedule for Quarter Ended June 30, 2019



GOB Referendum Approved by Voters on 11/4/2014 - 55 Months Since Approval

School/ Project	Original Budget	Current Budget	Prior Years Expenditures	Commitments	Current Year Expenditures	Balance
Stephen Foster Elementary School						
Additional Computers to Close Gap Project Number: 092185002	49,000	48,913	48,913	-	-	-
Wireless Network Upgrade and CAT 6 Data Port Upgrade Project Number: 092185003	82,000	74,617	74,617	-	-	-
Music Instruments Project Number: 092185009	50,000	50,000	48,601	-	845	554
Stirling Elementary School						
Additional Computers to Close Gap Project Number: 069185002	198,000	197,883	197,883	-	-	-
Wireless Network Upgrade and CAT 6 Data Port Upgrade Project Number: 069185003	84,000	57,716	57,716	-	-	-
Music Instruments Project Number: 069185009	50,000	50,000	50,000	-	-	-
School Choice Enhancement Project Number: P.001962	100,000	100,000	99,885	-	-	115
Stoneman Douglas High School						
Technology Infrastructure Upgrade Project Number: 301185001	441,000	335,493	335,493	-	-	-
Additional Computers to Close Gap Project Number: 301185002	830,000	829,903	829,903	-	-	-
Wireless Network Upgrade and CAT 6 Data Port Upgrade Project Number: 301185003	38,000	26,755	26,755	-	-	-

* Project expenditures include, but are not limited to, construction costs, design costs, permitting costs, advertising costs during the planning and procurement phase, equipment, work orders, and Program Management fees.

There may be some additional financial activity on these projects as the final payments are made and all of the purchase orders are closed-out. When the projects are closed-out remaining balances (savings) are reported to the School Board and returned to the Capital Reserve.

This is a budget and expenditure activity report, and is not a construction status report. The accompanying introduction and notes are an integral part of this budget activity report.



SMART Program Budget Activity Report

Completed and Meets Standard Projects Detail Schedule for Quarter Ended June 30, 2019



GOB Referendum Approved by Voters on 11/4/2014 - 55 Months Since Approval

School/ Project	Original Budget	Current Budget	Prior Years Expenditures	Commitments	Current Year Expenditures	Balance
Stoneman Douglas High School						
Music Instruments Project Number: 301185009	300,000	300,000	300,000	-	-	-
Weight Room Renovation Project Number: p.002162	121,000	121,000	-	-	120,995	5
Stranahan High School						
Technology Infrastructure Upgrade Project Number: 021185001	8,000	4,812	4,812	-	-	-
Additional Computers to Close Gap Project Number: 021185002	305,000	304,903	304,903	-	-	-
Wireless Network Upgrade and CAT 6 Data Port Upgrade Project Number: 021185003	230,000	154,519	154,519	-	-	-
Music Instruments Project Number: 021185009	100,000	100,000	93,724	-	-	6,276
Weight Room Renovation Project Number: P.001995	121,000	121,000	113,559	-	-	7,441
Track Resurfacing Project Number: p.002107	300,000	300,000	300,000	-	-	-
SunEd High School						
Charter School Technology Project Number: 506085004	107,296	107,283	107,283	-	-	-
Sunland Park Academy						
Additional Computers to Close Gap Project Number: 061185002	29,000	28,768	28,768	-	-	-

* Project expenditures include, but are not limited to, construction costs, design costs, permitting costs, advertising costs during the planning and procurement phase, equipment, work orders, and Program Management fees.

There may be some additional financial activity on these projects as the final payments are made and all of the purchase orders are closed-out. When the projects are closed-out remaining balances (savings) are reported to the School Board and returned to the Capital Reserve.

This is a budget and expenditure activity report, and is not a construction status report. The accompanying introduction and notes are an integral part of this budget activity report.



SMART Program Budget Activity Report

Completed and Meets Standard Projects Detail Schedule for Quarter Ended June 30, 2019



GOB Referendum Approved by Voters on 11/4/2014 - 55 Months Since Approval

School/ Project	Original Budget	Current Budget	Prior Years Expenditures	Commitments	Current Year Expenditures	Balance
Sunland Park Academy						
Wireless Network Upgrade and CAT 6 Data Port Upgrade Project Number: 061185003	26,000	25,850	25,850	-	-	-
Music Instruments Project Number: 061185009	50,000	50,000	39,337	110	10,553	-
School Choice Enhancement Project Number: P.001928	100,000	100,000	98,160	-	1,579	261
Sunrise Middle School						
Additional Computers to Close Gap Project Number: 025185002	185,000	184,884	184,884	-	-	-
Wireless Network Upgrade and CAT 6 Data Port Upgrade Project Number: 025185003	132,000	129,428	129,428	-	-	-
Music Instruments Project Number: 025185009	100,000	100,000	99,999	-	-	1
Sunset Lakes Elementary School						
Technology Infrastructure Upgrade Project Number: 366185001	9,000	-	-	-	-	-
Additional Computers to Close Gap Project Number: 366185002	195,000	194,803	194,803	-	-	-
Wireless Network Upgrade and CAT 6 Data Port Upgrade Project Number: 366185003	82,000	74,850	73,283	-	-	1,567
Music Instruments Project Number: 366185009	50,000	50,000	43,721	-	6,278	1
School Choice Enhancement Project Number: P.001718	100,000	100,000	-	8	99,992	-

* Project expenditures include, but are not limited to, construction costs, design costs, permitting costs, advertising costs during the planning and procurement phase, equipment, work orders, and Program Management fees.

There may be some additional financial activity on these projects as the final payments are made and all of the purchase orders are closed-out. When the projects are closed-out remaining balances (savings) are reported to the School Board and returned to the Capital Reserve.

This is a budget and expenditure activity report, and is not a construction status report. The accompanying introduction and notes are an integral part of this budget activity report.



SMART Program Budget Activity Report

Completed and Meets Standard Projects Detail Schedule for Quarter Ended June 30, 2019



GOB Referendum Approved by Voters on 11/4/2014 - 55 Months Since Approval

School/ Project	Original Budget	Current Budget	Prior Years Expenditures	Commitments	Current Year Expenditures	Balance
Sunshine Elementary Charter						
Charter School Technology Project Number: 540085004	86,916	86,895	86,895	-	-	-
Sunshine Elementary School						
Additional Computers to Close Gap Project Number: 117185002	190,000	189,970	189,970	-	-	-
Wireless Network Upgrade and CAT 6 Data Port Upgrade Project Number: 117185003	94,000	60,310	60,310	-	-	-
Music Instruments Project Number: 117185009	50,000	50,000	28,514	405	21,079	2
Tamarac Elementary School						
Technology Infrastructure Upgrade Project Number: 262185001	26,000	9,206	9,206	-	-	-
Additional Computers to Close Gap Project Number: 262185002	251,000	250,988	250,988	-	-	-
Wireless Network Upgrade and CAT 6 Data Port Upgrade Project Number: 262185003	134,000	89,195	89,195	-	-	-
Music Instruments Project Number: 262185009	50,000	50,000	48,961	-	1,038	1
School Choice Enhancement Project Number: P.001761	100,000	100,000	60,922	-	39,016	62
Taravella, J.P. High School						
Technology Infrastructure Upgrade Project Number: 275185001	429,000	289,381	289,381	-	-	-

* Project expenditures include, but are not limited to, construction costs, design costs, permitting costs, advertising costs during the planning and procurement phase, equipment, work orders, and Program Management fees.

There may be some additional financial activity on these projects as the final payments are made and all of the purchase orders are closed-out. When the projects are closed-out remaining balances (savings) are reported to the School Board and returned to the Capital Reserve.

This is a budget and expenditure activity report, and is not a construction status report. The accompanying introduction and notes are an integral part of this budget activity report.



SMART Program Budget Activity Report

Completed and Meets Standard Projects Detail Schedule for Quarter Ended June 30, 2019



GOB Referendum Approved by Voters on 11/4/2014 - 55 Months Since Approval

School/ Project	Original Budget	Current Budget	Prior Years Expenditures	Commitments	Current Year Expenditures	Balance
Taravella, J.P. High School						
Additional Computers to Close Gap Project Number: 275185002	788,000	787,980	787,980	-	-	-
Wireless Network Upgrade and CAT 6 Data Port Upgrade Project Number: 275185003	133,000	133,000	133,000	-	-	-
Music Instruments Project Number: 275185009	300,000	300,000	299,999	-	-	1
Track Resurfacing Project Number: p.002106	300,000	300,000	269,796	30,204	-	-
Weight Room Renovation Project Number: P.002156	121,000	121,000	-	-	115,995	5,005
Tedder Elementary School						
Additional Computers to Close Gap Project Number: 057185002	90,000	89,916	89,916	-	-	-
Wireless Network Upgrade and CAT 6 Data Port Upgrade Project Number: 057185003	55,000	53,550	53,550	-	-	-
Music Instruments Project Number: 057185009	50,000	50,000	43,641	80	6,278	1
School Choice Enhancement Project Number: P.001781	100,000	100,000	33,384	-	66,615	1
Tequesta Trace Middle School						
Technology Infrastructure Upgrade Project Number: 315185001	166,000	135,139	135,139	-	-	-
Additional Computers to Close Gap Project Number: 315185002	204,000	203,856	203,856	-	-	-

* Project expenditures include, but are not limited to, construction costs, design costs, permitting costs, advertising costs during the planning and procurement phase, equipment, work orders, and Program Management fees.

There may be some additional financial activity on these projects as the final payments are made and all of the purchase orders are closed-out. When the projects are closed-out remaining balances (savings) are reported to the School Board and returned to the Capital Reserve.

This is a budget and expenditure activity report, and is not a construction status report. The accompanying introduction and notes are an integral part of this budget activity report.



SMART Program Budget Activity Report

Completed and Meets Standard Projects Detail Schedule for Quarter Ended June 30, 2019



GOB Referendum Approved by Voters on 11/4/2014 - 55 Months Since Approval

School/ Project	Original Budget	Current Budget	Prior Years Expenditures	Commitments	Current Year Expenditures	Balance
Tequesta Trace Middle School						
Wireless Network Upgrade and CAT 6 Data Port Upgrade Project Number: 315185003	72,000	61,293	61,293	-	-	-
Music Instruments Project Number: 315185009	100,000	100,000	99,398	598	-	4
The Quest Center						
Additional Computers to Close Gap Project Number: 102185002	22,000	21,932	21,932	-	-	-
Wireless Network Upgrade and CAT 6 Data Port Upgrade Project Number: 102185003	54,000	42,202	42,202	-	-	-
Music Instruments Project Number: 102185009	50,000	50,000	24,032	17,468	7,451	1,049
Thurgood Marshall Elementary School						
Additional Computers to Close Gap Project Number: 329185002	100,000	99,848	99,848	-	-	-
Wireless Network Upgrade and CAT 6 Data Port Upgrade Project Number: 329185003	49,000	5,937	5,937	-	-	-
Tradewinds Elementary School						
Technology Infrastructure Upgrade Project Number: 348185001	4,000	3,969	3,969	-	-	-
Additional Computers to Close Gap Project Number: 348185002	314,000	313,806	313,806	-	-	-

* Project expenditures include, but are not limited to, construction costs, design costs, permitting costs, advertising costs during the planning and procurement phase, equipment, work orders, and Program Management fees.

There may be some additional financial activity on these projects as the final payments are made and all of the purchase orders are closed-out. When the projects are closed-out remaining balances (savings) are reported to the School Board and returned to the Capital Reserve.

This is a budget and expenditure activity report, and is not a construction status report. The accompanying introduction and notes are an integral part of this budget activity report.



SMART Program Budget Activity Report

Completed and Meets Standard Projects Detail Schedule for Quarter Ended June 30, 2019



GOB Referendum Approved by Voters on 11/4/2014 - 55 Months Since Approval

School/ Project	Original Budget	Current Budget	Prior Years Expenditures	Commitments	Current Year Expenditures	Balance
Tradewinds Elementary School						
Wireless Network Upgrade and CAT 6 Data Port Upgrade Project Number: 348185003	106,000	81,804	81,804	-	-	-
Music Instruments Project Number: 348185009	50,000	50,000	35,591	6,400	6,762	1,247
Tropical Elementary School						
Technology Infrastructure Upgrade Project Number: 073185001	66,000	35,375	35,375	-	-	-
Additional Computers to Close Gap Project Number: 073185002	132,000	131,934	131,934	-	-	-
Wireless Network Upgrade and CAT 6 Data Port Upgrade Project Number: 073185003	84,000	60,265	60,265	-	-	-
Music Instruments Project Number: 073185009	50,000	50,000	24,818	24,902	280	-
Village Elementary School						
Additional Computers to Close Gap Project Number: 162185002	181,000	180,991	180,991	-	-	-
Wireless Network Upgrade and CAT 6 Data Port Upgrade Project Number: 162185003	41,000	41,000	41,000	-	-	-
Music Instruments Project Number: 162185009	50,000	50,000	18,927	-	6,278	24,795
Walker Elementary School						
Additional Computers to Close Gap Project Number: 032185002	69,000	68,849	68,849	-	-	-

* Project expenditures include, but are not limited to, construction costs, design costs, permitting costs, advertising costs during the planning and procurement phase, equipment, work orders, and Program Management fees.

There may be some additional financial activity on these projects as the final payments are made and all of the purchase orders are closed-out. When the projects are closed-out remaining balances (savings) are reported to the School Board and returned to the Capital Reserve.

This is a budget and expenditure activity report, and is not a construction status report. The accompanying introduction and notes are an integral part of this budget activity report.



SMART Program Budget Activity Report

Completed and Meets Standard Projects Detail Schedule for Quarter Ended June 30, 2019



GOB Referendum Approved by Voters on 11/4/2014 - 55 Months Since Approval

School/ Project	Original Budget	Current Budget	Prior Years Expenditures	Commitments	Current Year Expenditures	Balance
Walker Elementary School						
Wireless Network Upgrade and CAT 6 Data Port Upgrade Project Number: 032185003	64,000	52,909	52,909	-	-	-
Music Instruments Project Number: 032185009	50,000	50,000	43,998	6,000	-	2
School Choice Enhancement Project Number: P.001771	100,000	100,000	99,804	-	-	196
Watkins Elementary School						
Technology Infrastructure Upgrade Project Number: 051185001	9,000	-	-	-	-	-
Additional Computers to Close Gap Project Number: 051185002	153,000	152,947	152,947	-	-	-
Wireless Network Upgrade and CAT 6 Data Port Upgrade Project Number: 051185003	46,000	38,164	38,164	-	-	-
Music Instruments Project Number: 051185009	50,000	50,000	-	-	-	50,000
Welleby Elementary School						
Technology Infrastructure Upgrade Project Number: 288185001	82,000	40,322	40,322	-	-	-
Additional Computers to Close Gap Project Number: 288185002	166,000	165,922	165,922	-	-	-
Wireless Network Upgrade and CAT 6 Data Port Upgrade Project Number: 288185003	103,000	63,863	63,863	-	-	-

* Project expenditures include, but are not limited to, construction costs, design costs, permitting costs, advertising costs during the planning and procurement phase, equipment, work orders, and Program Management fees.

There may be some additional financial activity on these projects as the final payments are made and all of the purchase orders are closed-out. When the projects are closed-out remaining balances (savings) are reported to the School Board and returned to the Capital Reserve.

This is a budget and expenditure activity report, and is not a construction status report. The accompanying introduction and notes are an integral part of this budget activity report.



SMART Program Budget Activity Report

Completed and Meets Standard Projects Detail Schedule for Quarter Ended June 30, 2019



GOB Referendum Approved by Voters on 11/4/2014 - 55 Months Since Approval

School/ Project	Original Budget	Current Budget	Prior Years Expenditures	Commitments	Current Year Expenditures	Balance
Welleby Elementary School						
Music Instruments Project Number: 288185009	50,000	50,000	39,782	108	9,982	128
West Broward High School						
Additional Computers to Close Gap Project Number: 397185002	683,000	682,903	682,903	-	-	-
Wireless Network Upgrade and CAT 6 Data Port Upgrade Project Number: 397185003	83,000	82,949	82,949	-	-	-
Music Instruments Project Number: 397185009	300,000	300,000	299,974	-	-	26
School Choice Enhancement Project Number: P.001717	100,000	100,000	94,314	-	5,587	99
Track Resurfacing Project Number: P.002034	300,000	300,000	291,420	-	-	8,580
Weight Room Renovation Project Number: P.002152	121,000	121,000	-	-	120,997	3
West Hollywood Elementary School						
Additional Computers to Close Gap Project Number: 016185002	141,000	140,855	140,855	-	-	-
Wireless Network Upgrade and CAT 6 Data Port Upgrade Project Number: 016185003	39,000	31,224	31,224	-	-	-
Music Instruments Project Number: 016185009	50,000	50,000	34,223	6,278	9,490	9
School Choice Enhancement Project Number: P.001809	100,000	100,000	85,778	-	14,200	22

* Project expenditures include, but are not limited to, construction costs, design costs, permitting costs, advertising costs during the planning and procurement phase, equipment, work orders, and Program Management fees.

There may be some additional financial activity on these projects as the final payments are made and all of the purchase orders are closed-out. When the projects are closed-out remaining balances (savings) are reported to the School Board and returned to the Capital Reserve.

This is a budget and expenditure activity report, and is not a construction status report. The accompanying introduction and notes are an integral part of this budget activity report.



SMART Program Budget Activity Report

Completed and Meets Standard Projects Detail Schedule for Quarter Ended June 30, 2019



GOB Referendum Approved by Voters on 11/4/2014 - 55 Months Since Approval

School/ Project	Original Budget	Current Budget	Prior Years Expenditures	Commitments	Current Year Expenditures	Balance
Westchester Elementary School						
Technology Infrastructure Upgrade Project Number: 268185001	52,000	20,852	20,852	-	-	-
Additional Computers to Close Gap Project Number: 268185002	205,000	204,859	204,859	-	-	-
Wireless Network Upgrade and CAT 6 Data Port Upgrade Project Number: 268185003	123,000	73,998	73,998	-	-	-
Music Instruments Project Number: 268185009	50,000	50,000	49,931	-	-	69
Western High School						
Technology Infrastructure Upgrade Project Number: 283185001	297,000	255,229	255,229	-	-	-
Additional Computers to Close Gap Project Number: 283185002	668,000	667,869	667,869	-	-	-
Wireless Network Upgrade and CAT 6 Data Port Upgrade Project Number: 283185003	141,000	99,055	99,055	-	-	0
Music Instruments Project Number: 283185009	300,000	300,000	298,843	-	-	1,157
Track Resurfacing Project Number: p.002105	300,000	300,000	192,510	12,753	-	94,737
Weight Room Renovation Project Number: P.002153	121,000	121,000	1,778	1,800	117,422	-

* Project expenditures include, but are not limited to, construction costs, design costs, permitting costs, advertising costs during the planning and procurement phase, equipment, work orders, and Program Management fees.

There may be some additional financial activity on these projects as the final payments are made and all of the purchase orders are closed-out. When the projects are closed-out remaining balances (savings) are reported to the School Board and returned to the Capital Reserve.

This is a budget and expenditure activity report, and is not a construction status report. The accompanying introduction and notes are an integral part of this budget activity report.



SMART Program Budget Activity Report

Completed and Meets Standard Projects Detail Schedule for Quarter Ended June 30, 2019



GOB Referendum Approved by Voters on 11/4/2014 - 55 Months Since Approval

School/ Project	Original Budget	Current Budget	Prior Years Expenditures	Commitments	Current Year Expenditures	Balance
Westglades Middle School						
Technology Infrastructure Upgrade Project Number: 387185001	215,000	157,117	157,117	-	-	-
Additional Computers to Close Gap Project Number: 387185002	304,000	303,928	303,928	-	-	-
Wireless Network Upgrade and CAT 6 Data Port Upgrade Project Number: 387185003	25,000	18,297	18,296	-	-	1
Music Instruments Project Number: 387185009	100,000	100,000	99,992	-	-	8
Westpine Middle School						
Technology Infrastructure Upgrade Project Number: 205285001	9,000	6,138	6,138	-	-	-
Additional Computers to Close Gap Project Number: 205285002	236,000	235,969	235,969	-	-	-
Wireless Network Upgrade and CAT 6 Data Port Upgrade Project Number: 205285003	136,000	109,275	109,275	-	-	-
Music Instruments Project Number: 205285009	100,000	100,000	99,991	-	-	9
Westwood Heights Elementary School						
Additional Computers to Close Gap Project Number: 063185002	82,000	81,941	81,941	-	-	-
Wireless Network Upgrade and CAT 6 Data Port Upgrade Project Number: 063185003	52,000	42,111	42,111	-	-	-

* Project expenditures include, but are not limited to, construction costs, design costs, permitting costs, advertising costs during the planning and procurement phase, equipment, work orders, and Program Management fees.

There may be some additional financial activity on these projects as the final payments are made and all of the purchase orders are closed-out. When the projects are closed-out remaining balances (savings) are reported to the School Board and returned to the Capital Reserve.

This is a budget and expenditure activity report, and is not a construction status report. The accompanying introduction and notes are an integral part of this budget activity report.



SMART Program Budget Activity Report

Completed and Meets Standard Projects Detail Schedule for Quarter Ended June 30, 2019



GOB Referendum Approved by Voters on 11/4/2014 - 55 Months Since Approval

School/ Project	Original Budget	Current Budget	Prior Years Expenditures	Commitments	Current Year Expenditures	Balance
Westwood Heights Elementary School						
Music Instruments Project Number: 063185009	50,000	50,000	35,821	13,548	624	7
School Choice Enhancement Project Number: P.001782	100,000	100,000	86,128	9	13,863	-
Whiddon-Rogers Education Center						
Technology Infrastructure Upgrade Project Number: 045285001	18,000	17,692	17,692	-	-	-
Additional Computers to Close Gap Project Number: 045285002	50,000	49,983	49,983	-	-	-
Wireless Network Upgrade and CAT 6 Data Port Upgrade Project Number: 045285003	136,000	132,232	132,232	-	-	-
Music Instruments Project Number: 045285009	50,000	50,000	49,999	-	-	1
School Choice Enhancement Project Number: P.001702	100,000	100,000	99,998	1	-	1
Whispering Pines Education Center						
Wireless Network Upgrade and CAT 6 Data Port Upgrade Project Number: 175285003	33,000	31,706	31,706	-	-	-
Wilton Manors Elementary School						
Additional Computers to Close Gap Project Number: 019185002	129,000	128,622	128,622	-	-	-
Wireless Network Upgrade and CAT 6 Data Port Upgrade Project Number: 019185003	40,000	-	-	-	-	-

* Project expenditures include, but are not limited to, construction costs, design costs, permitting costs, advertising costs during the planning and procurement phase, equipment, work orders, and Program Management fees.

There may be some additional financial activity on these projects as the final payments are made and all of the purchase orders are closed-out. When the projects are closed-out remaining balances (savings) are reported to the School Board and returned to the Capital Reserve.

This is a budget and expenditure activity report, and is not a construction status report. The accompanying introduction and notes are an integral part of this budget activity report.



SMART Program Budget Activity Report

Completed and Meets Standard Projects Detail Schedule for Quarter Ended June 30, 2019



GOB Referendum Approved by Voters on 11/4/2014 - 55 Months Since Approval

School/ Project	Original Budget	Current Budget	Prior Years Expenditures	Commitments	Current Year Expenditures	Balance
Wilton Manors Elementary School						
Music Instruments Project Number: 019185009	50,000	50,000	24,269	-	22,850	2,881
Wingate Oaks Center						
Technology Infrastructure Upgrade Project Number: 099185001	103,000	102,986	102,986	-	-	-
Additional Computers to Close Gap Project Number: 099185002	11,000	10,967	10,967	-	-	-
Wireless Network Upgrade and CAT 6 Data Port Upgrade Project Number: 099185003	61,000	48,854	48,854	-	-	-
Winston Park Elementary School						
Technology Infrastructure Upgrade Project Number: 309185001	73,000	73,000	73,000	-	-	-
Additional Computers to Close Gap Project Number: 309185002	360,000	359,978	359,978	-	-	-
Wireless Network Upgrade and CAT 6 Data Port Upgrade Project Number: 309185003	124,000	102,484	102,484	-	-	-
Music Instruments Project Number: 309185009	50,000	50,000	18,818	6,386	24,795	1
School Choice Enhancement Project Number: P.002208	100,000	100,000	-	-	99,028	972
Young, Virginia Shuman Elementary School						
Technology Infrastructure Upgrade Project Number: 332185001	43,000	39,085	39,085	-	-	-

* Project expenditures include, but are not limited to, construction costs, design costs, permitting costs, advertising costs during the planning and procurement phase, equipment, work orders, and Program Management fees.

There may be some additional financial activity on these projects as the final payments are made and all of the purchase orders are closed-out. When the projects are closed-out remaining balances (savings) are reported to the School Board and returned to the Capital Reserve.

This is a budget and expenditure activity report, and is not a construction status report. The accompanying introduction and notes are an integral part of this budget activity report.



SMART Program Budget Activity Report

Completed and Meets Standard Projects Detail Schedule for Quarter Ended June 30, 2019



GOB Referendum Approved by Voters on 11/4/2014 - 55 Months Since Approval

School/ Project	Original Budget	Current Budget	Prior Years Expenditures	Commitments	Current Year Expenditures	Balance
Young, Virginia Shuman Elementary School						
Additional Computers to Close Gap Project Number: 332185002	145,000	144,890	144,890	-	-	-
Wireless Network Upgrade and CAT 6 Data Port Upgrade Project Number: 332185003	84,000	50,932	50,932	-	-	-
Music Instruments Project Number: 332185009	50,000	50,000	13,360	435	36,202	3
Young, Walter C. Middle School						
Technology Infrastructure Upgrade Project Number: 300185001	182,000	155,271	155,271	-	-	-
Additional Computers to Close Gap Project Number: 300185002	212,000	211,976	211,976	-	-	-
Wireless Network Upgrade and CAT 6 Data Port Upgrade Project Number: 300185003	90,000	72,161	72,161	-	-	-
Music Instruments Project Number: 300185009	100,000	100,000	99,993	-	-	7
School Choice Enhancement Project Number: P.001961	100,000	100,000	92,422	1,168	-	6,410

* Project expenditures include, but are not limited to, construction costs, design costs, permitting costs, advertising costs during the planning and procurement phase, equipment, work orders, and Program Management fees.

There may be some additional financial activity on these projects as the final payments are made and all of the purchase orders are closed-out. When the projects are closed-out remaining balances (savings) are reported to the School Board and returned to the Capital Reserve.

This is a budget and expenditure activity report, and is not a construction status report. The accompanying introduction and notes are an integral part of this budget activity report.



SMART Program Budget Activity Report

Completed and Meets Standard Projects Detail Schedule for Quarter Ended June 30, 2019



GOB Referendum Approved by Voters on 11/4/20146 - 55 Months Since Approval

	Original Budget	Current Budget	Prior Years Expenditures	Commitments	Current Year Expenditures	Balance
Projects Totals	\$133,958,614	\$124,414,478	\$112,467,921	\$1,378,294	\$6,436,496	\$4,131,767

* Project expenditures include, but are not limited to, construction costs, design costs, permitting costs, advertising costs during the planning and procurement phase, equipment, work orders, and Program Management fees.

There may be some additional financial activity on these projects as the final payments are made and all of the purchase orders are closed-out. When the projects are closed-out remaining balances (savings) are reported to the School Board and returned to the Capital Reserve.

This is a budget and expenditure activity report, and is not a construction status report. The accompanying introduction and notes are an integral part of this budget activity report.





SMART Program Budget Activity Report

Remaining Projects Summary Schedule for Quarter Ended June 30, 2019



GOB Referendum Approved by Voters on 11/4/2014 - 55 Months Since Approval

GOB	Original Budget	Current Budget
Music & Art	\$ 1,212,000	\$ 1,212,000
Athletics	121,000	121,000
Renovation	1,557,000	1,557,000
GOB Total	\$ 2,890,000	\$ 2,890,000

Non-GOB	Original Budget	Current Budget
Music & Art	\$ 850,000	\$ 800,000
Renovation	4,300,000	4,605,637
Non-GOB Total	\$ 5,150,000	\$ 5,405,637

Total	\$ 8,040,000	\$ 8,295,637
--------------	---------------------	---------------------

SMART Program Budget Activity Report



Remaining Projects Detail Schedule for Quarter Ended June 30, 2019

GOB Referendum Approved by Voters on 11/4/2014 - 55 Months Since Approval

School	Project	Original Budget	Current Budget
Apollo Middle School	School Choice Enhancement	100,000	100,000
Bethune, Mary M. Elementary School	School Choice Enhancement	100,000	100,000
Bright Horizons Center	Music Equipment Replacement	50,000	50,000
Broward Estates Elementary School	Music Equipment Replacement	50,000	50,000
	School Choice Enhancement	100,000	100,000
Collins Elementary School	Music Equipment Replacement	50,000	50,000
Cooper City High School	School Choice Enhancement	100,000	100,000
Coral Glades High School	School Choice Enhancement	100,000	100,000
Coral Springs Pre-K - 8	School Choice Enhancement	100,000	100,000
Country Hills Elementary School	School Choice Enhancement	100,000	100,000
Cresthaven Elementary School	School Choice Enhancement	100,000	100,000
Croissant Park Elementary School	School Choice Enhancement	100,000	100,000
Cross Creek School	School Choice Enhancement	100,000	100,000
Crystal Lake Middle School	School Choice Enhancement	100,000	100,000
Cypress Run Education Center	Music Equipment Replacement	50,000	50,000
Dania Elementary School	School Choice Enhancement	100,000	100,000
Deerfield Beach High School	School Choice Enhancement	100,000	100,000
Deerfield Beach Middle School	School Choice Enhancement	100,000	100,000
Endeavour Primary Learning Center	School Choice Enhancement	100,000	100,000

* Project expenditures include, but are not limited to, construction costs, design costs, permitting costs, advertising costs during the planning and procurement phase, equipment, work orders, and Program Management fees.

This is a budget and expenditure activity report, and is not a construction status report.
The accompanying introduction and notes are an integral part of this report.



SMART Program Budget Activity Report



Remaining Projects Detail Schedule for Quarter Ended June 30, 2019

GOB Referendum Approved by Voters on 11/4/2014 - 55 Months Since Approval

School	Project	Original Budget	Current Budget
Flanagan, Charles W. High School	School Choice Enhancement	100,000	100,000
Gulfstream Academy of Hallandale Beach K-8(Hallandale Elementary School)	School Choice Enhancement	100,000	100,000
Gulfstream Early Learning Center of Excellence	Music Equipment Replacement	100,000	50,000
	School Choice Enhancement	100,000	100,000
	Art Room Renovation and Equipment	85,000	85,000
	Conversion of Existing Space to Music and/or Art Lab(s)	606,000	606,000
	HVAC exhaust hoods, kitchen HVAC improvements, and building envelope improvements related to the portable classrooms.	-	305,637
	Media Center improvements	157,000	157,000
	Music Room Renovation	521,000	521,000
Hallandale High School	School Choice Enhancement	100,000	100,000
Harbordale Elementary School	School Choice Enhancement	100,000	100,000
Henry D. Perry Education Center	Music Equipment Replacement	100,000	100,000
Heron Heights Elementary School	School Choice Enhancement	100,000	100,000
Hollywood Central Elementary School	School Choice Enhancement	100,000	100,000
Hollywood Hills Elementary School	School Choice Enhancement	100,000	100,000
Lakeside Elementary School	School Choice Enhancement	100,000	100,000

* Project expenditures include, but are not limited to, construction costs, design costs, permitting costs, advertising costs during the planning and procurement phase, equipment, work orders, and Program Management fees.

This is a budget and expenditure activity report, and is not a construction status report. The accompanying introduction and notes are an integral part of this report.



SMART Program Budget Activity Report



Remaining Projects Detail Schedule for Quarter Ended June 30, 2019

GOB Referendum Approved by Voters on 11/4/2014 - 55 Months Since Approval

School	Project	Original Budget	Current Budget
Lanier-James Education Center	Music Equipment Replacement	50,000	50,000
Larkdale Elementary School	School Choice Enhancement	100,000	100,000
Lauderdale Manors Early Learning and Resource Center	Music Equipment Replacement	50,000	50,000
Lauderhill-Paul Turner Elementary School	School Choice Enhancement	100,000	100,000
McNab Elementary School	School Choice Enhancement	100,000	100,000
Meadowbrook Elementary School	School Choice Enhancement	100,000	100,000
Monarch High School	School Choice Enhancement	100,000	100,000
New Renaissance Middle School	School Choice Enhancement	100,000	100,000
Nob Hill Elementary School	School Choice Enhancement	100,000	100,000
North Andrews Gardens Elementary School	School Choice Enhancement	100,000	100,000
Northeast High School	Weight Room Renovation	121,000	121,000
Nova Blanche Forman Elementary School	School Choice Enhancement	100,000	100,000
Nova Dwight D Eisenhower Elementary School	School Choice Enhancement	100,000	100,000
Oriole Elementary School	Music Equipment Replacement	50,000	50,000
Palm Cove Elementary School	School Choice Enhancement	100,000	100,000
Palmview Elementary School	School Choice Enhancement	100,000	100,000
Park Ridge Elementary School	School Choice Enhancement	100,000	100,000
Park Trails Elementary School	School Choice Enhancement	100,000	100,000

* Project expenditures include, but are not limited to, construction costs, design costs, permitting costs, advertising costs during the planning and procurement phase, equipment, work orders, and Program Management fees.

This is a budget and expenditure activity report, and is not a construction status report. The accompanying introduction and notes are an integral part of this report.



SMART Program Budget Activity Report



Remaining Projects Detail Schedule for Quarter Ended June 30, 2019

GOB Referendum Approved by Voters on 11/4/2014 - 55 Months Since Approval

School	Project	Original Budget	Current Budget
Parkside Elementary School	School Choice Enhancement	100,000	100,000
Parkway Middle School	School Choice Enhancement	100,000	100,000
Pine Ridge Education Center	Music Equipment Replacement	50,000	50,000
Pines Middle School	School Choice Enhancement	100,000	100,000
Riverglades Elementary School	School Choice Enhancement	100,000	100,000
Rock Island Elementary School	Music Equipment Replacement	50,000	50,000
Sanders Park Elementary School	School Choice Enhancement	100,000	100,000
Seagull Alternative High School	Music Equipment Replacement	50,000	50,000
Sheridan Park Elementary School	School Choice Enhancement	100,000	100,000
Silver Lakes Elementary School	School Choice Enhancement	100,000	100,000
Silver Palms Elementary School	School Choice Enhancement	100,000	100,000
South Plantation High School	School Choice Enhancement	100,000	100,000
Stephen Foster Elementary School	School Choice Enhancement	100,000	100,000
Stoneman Douglas High School	School Choice Enhancement	100,000	100,000
Tequesta Trace Middle School	School Choice Enhancement	100,000	100,000
Thurgood Marshall Elementary School	Music Equipment Replacement	50,000	50,000
	School Choice Enhancement	100,000	100,000

* Project expenditures include, but are not limited to, construction costs, design costs, permitting costs, advertising costs during the planning and procurement phase, equipment, work orders, and Program Management fees.

This is a budget and expenditure activity report, and is not a construction status report.
The accompanying introduction and notes are an integral part of this report.



SMART Program Budget Activity Report



Remaining Projects Detail Schedule for Quarter Ended June 30, 2019

GOB Referendum Approved by Voters on 11/4/2014 - 55 Months Since Approval

School	Project	Original Budget	Current Budget
Tradewinds Elementary School	School Choice Enhancement	100,000	100,000
Tropical Elementary School	School Choice Enhancement	100,000	100,000
Watkins Elementary School	School Choice Enhancement	100,000	100,000
Welleby Elementary School	School Choice Enhancement	100,000	100,000
Westpine Middle School	School Choice Enhancement	100,000	100,000
Whispering Pines Education Center	Music Equipment Replacement	50,000	50,000
Wilton Manors Elementary School	School Choice Enhancement	100,000	100,000
Wingate Oaks Center	Music Equipment Replacement	50,000	50,000

* Project expenditures include, but are not limited to, construction costs, design costs, permitting costs, advertising costs during the planning and procurement phase, equipment, work orders, and Program Management fees.

This is a budget and expenditure activity report, and is not a construction status report.
The accompanying introduction and notes are an integral part of this report.



SMART Program Budget Activity Report



Remaining Projects Detail Schedule for Quarter Ended June 30, 2019

GOB Referendum Approved by Voters on 11/4/2014 - 55 Months Since Approval

	Original Budget	Current Budget
Total	\$ 8,040,000	\$ 8,295,637

* Project expenditures include, but are not limited to, construction costs, design costs, permitting costs, advertising costs during the planning and procurement phase, equipment, work orders, and Program Management fees.

This is a budget and expenditure activity report, and is not a construction status report.
The accompanying introduction and notes are an integral part of this report.





Section 7

Supplier Diversity Outreach Program

Maurice Woods, Chief Strategy & Operations Officer

Introduction

Procurement and Warehousing Services (PWS)/ Supplier Diversity Outreach Program (SDOP) continues to support the SMART Bond Program. As part of our Continuous Improvement Measures, in the fourth quarter (Q4) of FY'19, SDOP made the following strides:

Activities

- Processed 98 E/S/M/WBE certification applications
- Implementing two (2) Mentor Protégé Program as part of the Construction Management At Risk (CMAR) projects
- Evaluated 133 BCPS Solicitations
- 14 Bid notifications sent to the vendor database which consist of certified and non-certified firms (bids sent to all certified vendors once weekly and to vendors in specific trades area requested).

Reports

- *Monthly Utilization: Tracked 229 solicitations with M/WBE Utilization*
- E/S/MWBE Program activities which highlight:
 - Approved Certifications Application - 49
 - Denied Certification Applications - 49 (36 companies did not meet the required Significant Business Presence)
 - Outreach Events – Hosted and participated in 13 events
- Technical Assistance: Supported Supplier Tuesday Tech Talks – 11

Participated as a speaker at the following three (3) events:

1. Pirtle Construction/M.C.O Construction Outreach Event – How to Get Certified
2. Broward Black Chamber Diversity Day - How to Get Certified with BCPS
3. NABWIC Billion Dollar Public Schools Luncheon

Hosted or participated as an exhibitor at the following four (4) events:

1. SE Florida Chapter NIGP 20th Biennial Reverse Trade Show
2. Florida State Minority Supplier Development Council 34th Annual Business Expo
3. Broward & Beyond Business Conference
4. South Florida Business Opportunities hosted presented by Women's Business Development Center

Hosted or attended two (2) matchmaker events:

1. Gilbane Building Company Meet-the-Prime meeting hosted by The School District of Palm Beach
2. BCPS Roofing Workshop

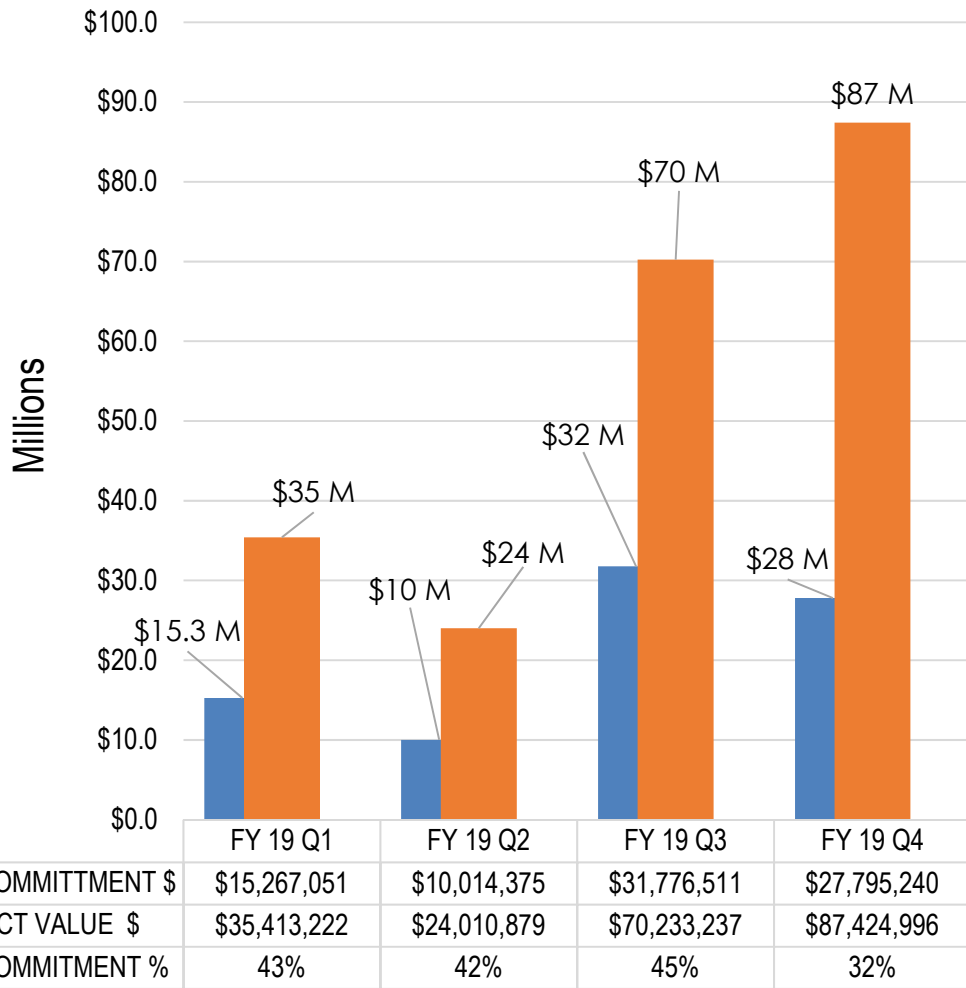
Hosted four (4) Focus Group/Community Outreach Meetings:

1. BCPS Community Outreach Meeting
2. BCPS Diversity Outreach Focus Group – Hispanic American - Owned Businesses
3. BCPS Diversity Outreach Focus Group – African American - Owned Businesses
4. BCPS Diversity Outreach Focus Group – Women - Owned Businesses

Supplier Diversity Outreach Program



Procurement & Warehousing Services > Supplier Diversity Outreach Program



FY '19				
Ethnicity and Gender	FY'19 Q1	FY'19 Q2	FY'19 Q3	FY'19 Q4
African American S/MBE	\$3,644,174	\$557,337	\$1,312,847	\$55,358
African American S/M/WBE	\$0.00	\$220,935	\$4,937,882	\$946,528
Women Business Enterprise S/WBE	\$2,858,106	\$1,423,805	\$2,764,773	\$632,524
Asian Pacific American S/MBE	\$14,250.00	\$287,000	\$558,732	\$0
Hispanic American S/MBE	\$5,467,971	\$4,857,831	\$9,043,419	\$12,735,087
Hispanic American S/M/WBE	\$2,121,161	\$2,229,267	\$13,158,858	\$13,003,695
Sub-Continent Asian American S/MBE	\$191,250	\$438,200	\$0.00	\$422,049
Sub-Continent Asian American S/M/WBE	\$432,600	\$0	\$0.00	\$0.00
TBD	\$537,540	\$0	\$0.00	\$0.00
Total by Ethnicity/Gender \$	\$15,267,051	\$10,014,375	\$31,776,511	\$27,795,240
Total Contract Amount \$	\$35,413,222	\$24,010,879	\$70,233,237	\$87,424,996
Total M/WBE Commitment %	43%	42%	45%	32%

Contracts under the "Renovations" category funded solely by the SMART program are identified within this report. Projects listed are obtained from the Board approved Agenda items and cross-referenced with Capital Budgets' data.

Executive Summary

The Procurement and Warehousing Services' Supplier Diversity Outreach Program (SDOP) promotes inclusion and economic growth in support of the local Small business Community. With the focus on Continuous Improvement, and the Implementation of Policy 3330, SDOP continues to do its part by attending and hosting a variety of outreach events. The Goal is to educate, empower and connect the small business community to Procurement opportunities to do business with SBBC. Similar to best practices, below are program components to perform our function towards economic inclusion:

Outreach

- SDOP attends and hosts various events to educate and recruit E/S/M/WBEs
- Distribute courtesy emails of active solicitations.

Certification

- The team reviews certifiable firms for SDOP's E/S/M/WBE Certification Program

Compliance

- Evaluate solicitations for the applicability of affirmative procurement initiatives (API)
- Participate in the E/S/M/WBE Pre-Bid Meetings and Qualification Selection Evaluation Committee (QSEC).
- Monitor and Track all procurement activities for E/S/M/WBE engagement and utilization
- Review of Pre-Bid Solicitation Language for Policy 3330 APIs

In Q4 FY 19 PWS/SDOP accomplished the following:

Activities

- Continued the transition to eProcure Supplier Online Portal: *Reviewed 98 applications*
- Implementing two (2) Mentor Protégé Program as part of the Construction Management at Risk (CMAR) projects
- Evaluated 133 BCPS Solicitations
- 14 Bid notifications to vendor database which consist of certified and non-certified firms

Reports

- Monthly Utilization: Tracked 229 solicitations with M/WBE Utilization*
- E/S/M/WBE Program activities which highlight:
 - Approved Certifications Application - 49
 - Application Denials – 49 (36 companies did not meet the required Significant Business Presence)
 - Outreach Events – Hosted and participated in 13 events
- Technical Assistance: Supported Supplier Tuesday Tech Talks – 11

Between April 1, 2019 and June 30, 2019, SDOP evaluated 133 Construction and non-construction proposals. The Q4 update provided BCPS with E/S/M/WBE certification data and an Outreach Events report with ROI. The items below reflect the information contained within the SDOP section of the BOC report for Q4, FY' 19.

SDOP Program Metrics

- SDOP Outreach Events Reports
- E/S/M/WBE Certification Program Activity
- 3. SMART Bond E/S/M/WBE Contract Compliance
 - 3.1. QSEC Proposals Evaluated
 - 3.2. E/S/M/WBE Bond Report FY' 19 Q4
 - 3.3. E/S/M/WBE Breakdown by SMART Category
- 4. SMART Bond S/M/WBE Cumulative Spend
 - 4.1. Value of Purchase Orders Issued to E/S/M/WBE Firms per SMART Category
 - 4.2. Spend Per Quarter (FY' 15 – Present)

SDOP PROGRAM METRICS

Reporting Period April 1st, 2019 – June 30th, 2019

1. SDOP OUTREACH EVENTS REPORT

- # of Workshops/Speaker - 3
- # of Trade Shows/Expos – 4
- # of Matchmakers/Networking - 2
- # Focus Group/ Community Meetings - 4

Total Outreach Events - 13

2. S/M/WBE CERTIFICATION PROGRAM ACTIVITY

- # of Certifications - 24
- # Tri County Reciprocal Certifications - 18
- # of Re-Certifications – 7
- # of Denials - 49

Total M/WBE Program Activity – 98

Total Number of S/M/WBE Certified Firms – 724

3. SMART BOND M/WBE CONTRACT COMPLIANCE *

3.1 - # of Proposals Evaluated – 133

3.2 – M/WBE Bond Report FY'19 Q4

- # of Contracts with M/WBE Participation – 17
- \$ Amount of Total Contracts – \$87,424,996
- \$ Amount of M/WBE Commitment – \$27,795,240
- % of M/WBE Commitment – 32%
- \$ Amount of Non-MWBE – \$59,629,756

3.3 – M/WBE Breakdown by SMART Category

**Note: Contract Compliance total is related solely to Design and Construction Contracts*

4. SMART BOND M/WBE CUMULATIVE SPEND UP TO FY 19 Q4

4.1 – Value of Purchase Orders Issued to E/S/M/WBE Firms per SMART Category

- \$ Amount of E/S/M/WBE Spend – \$110,915,706
- % of E/S/M/WBE Prime Utilization – 21.58%

4.2 - Spend Per Quarter (FY 15 – Present)

1. SDOP Events Report

PROCUREMENT & WAREHOUSING SERVICES SUPPLIER DIVERSITY OUTREACH PROGRAM OUTREACH REPORT FOR JUNE 30, 2019

SDOP Event	Date	Description	Role	Who Attended	Prospective E/VM/WBE Companies	Certified E/VM/WBE Companies	Staff	Total in Attendance at Event/ FMS/ SDOP Exhibit Table	Total Certified E/VM/WBE Companies Post-Event	% of Total Certified E/VM/WBE Companies Post-Event*
No	Thursday, July 12, 2018	Broward County School Board Candidates Fundraiser**	Event Attendee	CBSE/Heery Consultant - Vincent Jones	3	5	1	20	0	0.00%
No	Wednesday, July 25, 2018	Bit to Bit Summer Business Trade Expo	Business Matchmaker	CBSE/Heery Consultant - Vincent Jones	11	1	1	17	0	0.00%
No	Thursday, August 8, 2018	Broward County Latin Entrepreneurs Networking Event	Business Matchmaker	CBSE/Heery Consultant - Vincent Jones	7	0	1	15	0	0.00%
No	Monday, August 13, 2018	Broward County Black Chamber of Commerce Official Launch	Business Development	CBSE/Heery Consultant - Vincent Jones	10	1	1	19	0	0.00%
No	Thursday, August 23, 2018	Broward College Supplier Diversity Day	Business Matchmaker	SDOP Staff - Jasmine Jones, Lavinia Freeman & Ernesto De La Hoz	33	10	3	49	1	3.03%
Yes	Friday, August 24, 2018	FAMU Federal Credit Union in Partnership with the Department of Economic Opportunity Black Business Loan Program Workshop	Business Development	SDOP Staff - Lavinia Freeman	12	0	4	17	0	0.00%
No	Thursday, August 30, 2018	South Florida Business Conference & Expo 2018	Business Matchmaker	SDOP Staff - Jasmine Jones	30	0	1	32	0	0.00%
No	Thursday, September 27, 2018	Miami-Dade County Super Bowl LIV Business Connect Informational Breakfast	Business Matchmaker	SDOP Staff - Lavinia Freeman CBSE/Heery Consultant - Vincent Jones	14	1	2	25	0	0.00%
No	Friday, September 28, 2018	Hispanic Unity Entrepreneur Summit 2018	Business Matchmaker	CBSE/Heery Consultant - Vincent Jones	25	1	3	34	1	4.00%
Yes	Friday, October 5, 2018	Supplier Diversity & Outreach Program "Meet the Prime Lunch+Learn" Workshop, sponsored by Advantec Roofing, Inc.	Home Business Matchmaker	SDOP Staff - Jasmine Jones, Chelsea Jones Finley, Lavinia Freeman & Ernesto De La Hoz	33	4	4	45	0	0.00%
No	Saturday, October 6, 2018	Broward Veterans Expo	Business Matchmaker	SDOP Staff - Jasmine Jones & Chelsea Jones Finley	0	0	2	26	0	ND/0%

**PROCUREMENT & WAREHOUSING SERVICES
SUPPLIER DIVERSITY OUTREACH PROGRAM
OUTREACH REPORT FOR JUNE 30, 2019**

1. SDOP Events Report

SDOP Event	Date	Description	Role	Who Attended	Prospective E/WM/VE Components	Certified E/WM/VE Components	Staff	Total in Attendance at Event/PMS SOOP Exhibit Table	Total Certified E/WM/VE Components Post-Event	% of Total Certified E/WM/VE Components Post-Event*
No	Thursday, October 11, 2018	Broward County Government Business Development Workshops: FTB Capital Projects and Contracting Opportunities	Training and Business Development	SDOP Staff- Jaimine Jones, Chelsea Jones Finley & Lavinia Freeman CBSE/ Neely Consultant - Vincent Jones	47	3	4	56	2	4.28%
No	October 17 & 18, 2018	Florida International Trade and Cultural Expo (FITCE)	Business Matchmaker	PMS - Mary Colee SDOP Staff- Jaimine Jones & Chelsea Jones Finley CBSE/Neely Consultant - Vincent Jones	65	3	3	104	0	0.00%
Yes	Friday, October 19, 2018	AM and PM Clusters Combined: Florida Department of Transportation Construction Management Development Program & Bond Guarantee Program (CMOP-BGP) (FDOT) Part 1 of 4	Business Development Training	SDOP Staff - Jaimine Jones & Lavinia Freeman	17	6	2	27	2	11.76%
No	Friday, October 19, 2018	36th Annual MidWest Business Matchmaker Conference & Awards Power Lunch	Business Matchmaker	CBSE/Neely Consultant - Vincent Jones	22	3	1	43	0	0.00%
Yes	Saturday, October 20, 2018	Radio Interview on WSRF 1550 AM on Show All Things Nation	Media Outreach	SDOP Staff - Jaimine Jones	N/A	N/A	1	N/A	N/A	#VALUE!
No	Monday, October 22, 2018	The School District of Palm Beach County Town Hall and Trade Fair	Panelist & Exhibitor	PMS - Mary Colee SDOP Staff-Jaime Marie Richards	23	4	1	30	1	4.35%
No	Wednesday, October 24, 2018	Challenge HER Miami Opportunities for Women in Federal Contracting	Business Matchmaker	SDOP Staff - Chelsea Jones Finley	14	1	1	16	2	14.29%
Yes	Friday, October 26, 2018	AM and PM Clusters Combined: Florida Department of Transportation Construction Management Development Program & Bond Guarantee Program (CMOP-BGP) (FDOT) Part 2 of 4	Business Development Training	SDOP Staff - Lavinia Freeman	19	10	1	33	0	0.00%
Yes	Friday, November 2, 2018	AM and PM Clusters Combined: Florida Department of Transportation Construction Management Development Program & Bond Guarantee Program (CMOP-BGP) (FDOT) Part 3 of 4	Business Development Training	SDOP Staff - Lavinia Freeman	19	9	1	32	0	0.00%

1. SDOP Events Report

PROCUREMENT & WAREHOUSING SERVICES SUPPLIER DIVERSITY OUTREACH PROGRAM

OUTREACH REPORT FOR JUNE 30, 2019

SDOP Event	Date	Description	Role	Who Attended	Prospective E/W/M/VBE Companies	Certified E/W/M/VBE Companies	Staff	Total in Attendance at Event/PMS SDOP Exhibit Table	Total Certified E/W/M/VBE Companies Post-Event	% of Total Certified E/W/M/VBE Companies Post-Event*
No	Wednesday, November 7, 2018	Super Bowl Host Committee Informational Breakfast	Business Matchmaker	SDOP Staff - Lavinia Freeman	16	3	1	50	1	6.25%
No	Thursday, November 8, 2018	SBA Open House Invitation	Business Matchmaker	SDOP Staff - Jasmine Jones	11	0	1	13	0	0.00%
Yes	Friday, November 9, 2018	AM and PM Classes Combined: Florida Department of Transportation Construction Management Program & Bond Guarantee Program (CMOP-BGP) (FDOT) Part 4 of 4	Business Development Training	SDOP Staff - Lavinia Freeman	29	7	1	30	0	0.00%
No	Saturday, November 17, 2018	Urban League Expo of Broward County 3rd Annual Minority Business Expo & Pitch Competition	Business Development/Matchmaker	SDOP Staff - Lavinia Freeman	24	0	1	35	0	0.00%
Yes	Thursday, November 29, 2018	PMS/SDOP Supplier Diversity Business Event	Hosted Business Development/Matchmaker	PMS Staff - Mary Coker SDOP Staff - Jasmine Jones, Chelisa Jones Finley, Lavinia Freeman & Ernesto De La Hoz CBBE/Heery Consultants - Vincent Jones & Mark Cohen	193	29	11	303	30	5.15%
No	Thursday, December 6, 2018	South Florida Business Conference & Expo	Business Matchmaker	SDOP Staff - Lavinia Freeman	45	0	1	63	1	2.22%
Yes	Wednesday, January 23, 2019	Supplier Diversity & Outreach Program "Meet the Prime Lunch-Learn" Workshop, sponsored by Mattson Construction	Hosted Business Matchmaker	SDOP Staff - Jasmine Jones, Chelisa Jones Finley & Lavinia Freeman CBBE/Heery Consultant - Vincent Jones	20	16	4	43	3	15.00%
No	Monday, January 28, 2019	The School District of Palm Beach County Prime Vendor Showcase	Business Matchmaker	CBBE/Heery Consultant - Vincent Jones	29	9	1	50	2	6.00%

1. SDOP Events Report

PROCUREMENT & WAREHOUSING SERVICES SUPPLIER DIVERSITY OUTREACH PROGRAM OUTREACH REPORT FOR JUNE 30, 2019

SDOP Event	Date	Description	Role	Who Attended	Prospective E/SM/WBE Companies	Certified E/SM/WBE Companies	Staff	Total in Attendance at Event/MSD SOOP Exhibit Table	Total Certified E/SM/WBE Companies Post-Event	% of Total Certified E/SM/WBE Companies Post-Event*
Yes	Thursday, January 31, 2019	Supplier Diversity & Outreach Program "Meet the Prime Lunch-Learn" Workshop, sponsored by Thurston Construction	Hosted Business Matchmaker	SDOP Staff - Jaimine Jones, Chelsea Jones, Finley & LeVina Freeman CBSE/ Henry Consultant - Vincent Jones	49	12	4	65	3	6.12%
No	Tuesday, February 12, 2019	TEG Minority Outreach Event (How to Get Certified)	Speaker	SDOP Staff- Chelsea Jones Finley	9	1	1	25	0	0.00%
No	Thursday, February 21, 2019	Morgan/ Cooper Construction Subcontractor Outreach Event	Speaker	CBSE/ Henry Consultant - Vincent Jones	19	16	1	19	1	5.26%
No	Thursday, February 21, 2019	Super Bowl Host Committee Informational Lunch	Business Matchmaker	SDOP Staff- Jaimine Jones	12	N/A	1	215	0	0.00%
No	Thursday, February 21, 2019	2019 South Florida Business Conference & Expo	Workshop Host	SDOP Staff- Jaimine Jones	14	0	1	23	0	0.00%
Yes	Friday, March 1, 2019	Florida Department of Transportation Construction Management Development Program & Bond Guarantee Program (CDDP-BGP) (FOOT) Part 1 of 4 (Spanish)	Business Development Training	SDOP Staff - Chelsea Jones Finley	3	0	1	3	1	33.33%
Yes	Friday, March 1, 2019	Florida Department of Transportation Construction Management Development Program & Bond Guarantee Program (CDDP-BGP) (FOOT) Part 2 of 4 (Spanish)	Business Development Training	SDOP Staff - Chelsea Jones Finley	3	0	1	3	The same companies attended Classes 1-4	N/A
Yes	Friday, March 15, 2019	Florida Department of Transportation Construction Management Development Program & Bond Guarantee Program (CDDP-BGP) (FOOT) Part 3 of 4 (Spanish)	Business Development Training	SDOP Staff - Chelsea Jones Finley	3	0	1	3	The same companies attended Classes 1-4	N/A
Yes	Friday, March 22, 2019	Florida Department of Transportation Construction Management Development Program & Bond Guarantee Program (CDDP-BGP) (FOOT) Part 4 of 4 (Spanish)	Business Development Training	SDOP Staff - Chelsea Jones Finley	3	0	1	3	The same companies attended Classes 1-4	N/A

**PROCUREMENT & WAREHOUSING SERVICES
SUPPLIER DIVERSITY OUTREACH PROGRAM**

OUTREACH REPORT FOR JUNE 30, 2019

1. SDOP Events Report

SDOP Event	Date	Description	Role	Who Attended	Prospective L/W/M/VBE Companies	Certified L/W/M/VBE Companies	Staff	Total in Attendance at Event/ PMS SDOP Exhibit Table	Total Certified L/W/M/VBE Companies Post-Event	% of Total Certified L/W/M/VBE Companies Post-Event*
No	Friday, March 29, 2019	9th Annual Women Power Conference presented by MBDA Export Center-FL "Women Mean Business"	Business Development	SDOP Staff - Chelisa Jones Finley	11	0	1	37	0	0.00%
No	Thursday, April 4, 2019	Prime Construction/ MCO Construction M/WBE Outreach Meeting	Informational Meeting	SDOP Staff - Chelisa Jones Finley	23	15	1	41	2	8.70%
No	Thursday, April 11, 2019	SE Florida Chapter of NGB Biennial Revenue Trade Show	Business Matchmaker	SDOP Staff - Chelisa Jones Finley & Lavinia Freeman PMS Staff - Maurice Stradoni & Al Debon	42	4	6	75	0	0.00%
No &	Thursday, April 11, 2019 Friday, April 12, 2019	Florida State Minority Supplier Development Council (FSMSDC) 34th Annual Business Expo	Business Matchmaker/ Speaker	SDOP Staff - Jasmine Jones & Ernesto De La Hoz PMS Staff - Shan Francis & Kurlene Grant/BBE/Heery Staff - Vincent Jones	52	6	2	70	1	1.92%
Yes	Thursday, May 2, 2019	Proposed Draft Changes to Policy 3330 Implementation Meeting	Community Outreach	Maurice Woods, Chief Strategy & Operations Officer PMS Staff- Mary Coleri, Bernice Murrell, Shan Francis & Luis Perez SDOP Staff- Jasmine Jones, Chelisa Jones Finley, Lavinia Freeman & Winifred Cummings	0	0	9	17	0	N/A
No	Friday, May 3, 2019	Broward & Beyond Business Conference	Business Matchmaker & Speaker	SDOP Staff - Jasmine Jones, Chelisa Jones Finley & Lavinia Freeman PMS Staff - Shan Francis and Luis Perez CBBE/ Heery Staff - Joseph Gay	54	2	6	121	0	0.00%
No	Wednesday, May 8, 2019	Broward Black Chamber Diversity Day	Speaker	SDOP Staff - Chelisa Jones Finley	15	3	1	31	0	0.00%
No	Wednesday, May 15, 2019	Palm Beach County School District Meet the Prime with Glaxo Building Company	Business Matchmaker	SDOP Staff - Chelisa Jones Finley	6	16	1	73	0	0.00%

1. SDOP Events Report

PROCUREMENT & WAREHOUSING SERVICES SUPPLIER DIVERSITY OUTREACH PROGRAM OUTREACH REPORT FOR JUNE 30, 2019

BCPS Event	Date	Description	Title	Who Attended	Prospective E/J/M/WBE Companies	Certified E/J/M/WBE Companies	Staff	Total in Attendance at Event/ PMS SDOP Exhibit Table	Total Certified E/J/M/WBE Companies Post-Event	% of Total Certified E/J/M/WBE Companies Post-Event*
No	Friday, May 31, 2019	South Florida Business Opportunities Event presented by Women's Business Development Council	Business Matchmaker	SDOP Staff - Vincent Jones	27	3	1	42	0	0.00%
No	Wednesday, June 12, 2019	NABWIC Billion Dollar Public Schools Luncheon	Speaker	PMS Staff - Mary Coler, Director & Dawn Francis SDOP Staff - Chelsea Jones Finley	12	3	3	47	0	0.00%
Yes	Thursday, June 13, 2019	BCPS Diversity Outreach Focus Group (Hispanic-Owned Businesses)	Focus Group	Maurice Woods, Chief Strategy & Operations Officer PMS Staff - Mary Coler & Dawn Francis SDOP Staff - Jasmine Jones, Chelsea Jones Finley & Ernesto De La Hoz	8	2	6	19	0	0.00%
Yes	Thursday, June 20, 2019	BCPS Diversity Outreach Focus Group (African American-Owned Businesses)	Focus Group	Maurice Woods, Chief Strategy & Operations Officer PMS Staff - Mary Coler & Dawn Francis SDOP Staff - Jasmine Jones, Chelsea Jones Finley, Lavinia Freeman CBBE/Meery Consultant - Natasha St Louis	9	12	7	59	0	0.00%
Yes	Friday, June 21, 2019	The BCPS Roofing Workshop	Outreach	CBBE/ Meery Team - Joseph Gray, Vincent Jones, Keith Roberts, Natasha St Louis & Mark Cohen	19	23	5	90	0	0.00%
Yes	Thursday, June 27, 2019	BCPS Diversity Outreach Focus Group (Women-Owned Businesses)	Focus Group	PMS Staff - Mary Coler SDOP Staff - Jasmine Jones & Lavinia Freeman & CBBE/Meery - Vincent Jones	6	2	4	16	0	0.00%
			Total # of Attendees Fiscal Year To Date		1163	246	N/A	2315	34	2.92%

*Average % of E/J/M/WBE Certifications Per Event

**Similar event in the future will not be attended by SDOP staff or consultants

32 BOC REPORT FY '19 Q4

Bid ID #	Project #	Project Type	School/Facility	Prime	SMWBE	Sub Contractor	Ethnicity/ Gender	Basic Contract Value	MWBE Commitment %	MWBE Commitment Amount
19-121C	P.001984	SMART Renovations	Silver Ridge Elementary School	LEGO Construction Co.	YES (MBE - HA)	Control Tech Air Conditioning, Inc.	MBE(HA)	\$3,032,700	11%	\$275,000.00
						JUAS Doors Installations, Inc.	MWBE(HA)		4%	\$96,032.52
18-196C	P.001993	SMART Renovations	Westwood Heights Elementary School	LEGO Construction Co.	YES (MBE - HA)	Control Tech Air Conditioning, Inc.	MBE(HA)	\$4,237,269	23%	\$788,000.00
17-185C	P.001992	SMART Renovations	North Side Elementary School	OAC Action Construction Corp	No	Rapid ACT	MWBE(HA)	\$3,465,430	35%	\$1,001,580.00
18-182C	P.001938	SMART Renovations	Walker Elementary School	OAC Action Construction Corp.	No	Rapid ACT	MWBE(HA)	\$2,834,582	30%	\$845,000.00
18-193C	P.001726	SMART Renovations	Dillard 612 School	T & G Corporation db/a T & G Constructors	No	Orms Electrical Corp.	MBE(HA)	\$6,736,263	21%	\$1,400,000.00
19-124C	P.001822	SMART Renovations	Gulfstream Academy of (HAW)Iandale Beach K3(HA)Iandale Beach	Thomson Construction Company, Inc.	No	Collec Engineering, Inc.	MBE(HA)	\$3,799,000	36%	\$1,377,000.00
19-127C	P.001863	SMART Renovations	Gator Run Elementary School	Overholt Construction Corporation	YES (SBE)	Comfort Tech Air Conditioning	MBE(HA)	\$3,235,748	14%	\$460,800.00
						CV Ocean Plumbing	MWBE(AA)		1%	\$30,000.00
						EverReady Electric, Inc.	WBE		6%	\$197,600.00
						JUAS Doors Installations, Inc.	MWBE(HA)		0%	\$15,399.00
18-185C	P.001948	SMART Renovations	Everglades Elementary School	Advanced Roofing, Inc	No	CV Ocean Plumbing	MBE(HA)	\$1,825,306	1%	\$16,600.00
						Concrete Solutions Group, LLC	MWBE(APA)		11%	\$202,437.00
18-192C	P.001785	SMART Renovations	Fairway Elementary School	Thomson Construction Company, Inc.	No	FXP Corp	ESMWBE (HA)	\$5,883,000	15%	\$870,000.00
19-128C	P.001987	SMART Renovations	Riverland Elementary School	OAC Action Construction, Corp.	YES (MBE - HA)	Rapid A.C.T., Inc.	MWBE (HA)	\$3,330,814	30%	\$1,015,000.00
						CV Ocean Plumbing, Inc.	MBE (HA)		2%	\$125,000.00
18-194C	P.001784	SMART Renovations	Hawkes Bluff Elementary School	Advanced Roofing, Inc.	No	Concrete Solutions Group, Inc.	MWBE (APA)	\$5,490,306	4%	\$219,612.00
						Kwik Kool Air Conditioning, Inc.	MWBE (HA)		5%	\$269,724.00
						Renco Development, Inc.	MBE(AA)		0.4%	\$22,000.00

32 BOC REPORT FY'19 Q4

Bid ID #	Project #	Project Type	School/Facility	Prime	SMWBE	Sub Contractor	Ethnicity/ Gender	Basic Contract Value	MWBE Commitment %	MWBE Commitment Amount
19-175C	P.001949	SMART Renovations	Pinewood Elementary School	LEGO Construction Co.	YES (MBE - HA)	Lego Construction Co. Trintec Construction dba Icon Roofing Comfort Tech Air Conditioning WEA Electrical Contractor, Inc.	MBE(HA) (WBE) MBE(HA) MWBE(HA)	\$3,452,000	15% 9% 9% 3%	\$517,000.00 \$295,000.00 \$180,000.00 \$115,500.00
19-134C	P.001865	SMART Renovations	Forest Glen Middle School	Thomton Construction Company, Inc.	No	Hyvac, Inc. Access	MWBE(HA) MBE(HA)	\$6,990,000	34% 6%	\$2,353,432.00 \$428,000.00
19-179C	P.001939	SMART Renovations	Sunland Park Academy	LEGO Construction Co	YES (MBE - HA)	Lego Construction Co. Coltec Engineering, Inc. Trintec Construction dba Icon Roofing	MBE(HA) MBE(HA) (WBE)	\$1,130,000	10% 27% 9%	\$113,000.00 \$30,000.00 \$59,760.00
17-210C	P.001902	CMAR Services Pre Construction Phase Construction Phase	Falcon Cove Middle School Falcon Cove Middle School	OHL Building, Inc. OHL Building, Inc.	NO NO	Frega Engineers, LLC Messam Construction IMR Development A&A Forte, Inc. Gomez & Son Fence Corp.	MWBE(HA) MWBE (AA) MBE (AA) MWBE (HA) MWBE (HA)	\$1,667,875 \$14,732,408	23% 2% 8% 2%	\$383,611.42 \$33,357.51 \$1,295,900.00 \$239,710.00
17-156C	P.001774	Construction Management Phase Construction Phase	Oprress Bay High School Oprress Bay High School	The Morganti Group, Inc. The Morganti Group, Inc.	NO NO	Cooper Construction and Managing Consulting Marin Engineering N&P Construction Hyvac, Inc. Ram-Tech Construction Tropic Fence	MWBE (AA) MBE (HA) MBE (HA) MWBE (HA) MWBE (HA) WBE	\$571,666 \$19,848,821	25% 0.24% 1% 29% 8% 0.40%	\$142,916.50 \$48,219.00 \$266,180.00 \$5,774,160.00 \$1,638,445.00 \$80,164.00
19-141C	P.001823	SMART Renovations	Westchester Elementary School	OAC Action Construction Corp	YES (MBE - HA)	Grace Roofing Comfort Tech Air Conditioning, Inc.	MWBE (AA) MBE (HA)	\$1,892,071	21% 8%	\$390,000.00 \$142,000.00
								\$87,424,996	32%	\$27,95,240



PROCUREMENT & WAREHOUSING SERVICES SUPPLIER DIVERSITY OUTREACH PROGRAM

Emerging/Small/Minority/Women Business Enterprise (E/S/M/WBE) Report

<u>E/S/M/WBE PROGRAM ACTIVITY AS OF JUNE 30, 2019</u>					
TOTAL NUMBER OF CERTIFIED COMPANIES	724				
SBE Certified Companies	74				
MBE Certified Companies	317				
M/WBE Certified Companies	213				
WBE Certified Companies	120				
<small>SDOP is actively working to reclaim all E/S/M/WBEs that did not renew their certification. In FY18-19, two hundred and thirteen (213) firms expired; sixty-eight (68) recertified and one hundred forty-five (145) did not recertify.</small>					
APPLICATIONS PROCESSED	FISCAL YEAR 2016-2017	FISCAL YEAR 2017-2018	REPORT May 31, 2019	REPORT June 30, 2019	FISCAL YEAR-TO-DATE
Total Approved Applications	265	286	18	14	196
New Certifications	170	87	7	7	82
Tri-County Reciprocal Certifications	N/A	91	6	6	46
Re-Certifications	95	108	5	1	68
Total Denied Applications*	23	25	24	10	142
Total Applications Processed	288	311	42	24	338
<small>*In the reporting period, five (5) denied applicant firms did not meet the SDOP Policy 3330 Significant Business Presence requirement, and five (5) applicant firms failed to submit required support documents.</small>					
APPLICATIONS IN QUEUE	FISCAL YEAR 2016-2017**	FISCAL YEAR 2017-2018**	REPORT MAY 31, 2019	REPORT JUNE 30, 2019	
Applications Received in Reporting Period	22	22	20	18	
Carried Over Applications (Applications pending review, in progress and/or pending additional information)	23	32	34	15	
Total Applications in the Queue	45	54	54	33	
<small>**The total number of applications in the queue at the end of the respective fiscal year.</small>					
<u>E/S/M/WBE CERTIFICATIONS & RE-CERTIFICATIONS BY ETHNICITY/ GENDER</u>					
FIRMS BY ETHNICITY/GENDER	FEMALE-OWNED CERTIFIED FIRMS	MALE-OWNED CERTIFIED FIRMS	TOTAL CERTIFIED FIRMS	TOTAL %	
African-American	100	146	246	34%	
Asian-American	14	22	36	5%	
Hispanic-American	100	147	247	34%	
Native American	0	1	1	0%	
Caucasian American (WBE)	120	0	120	17%	
***Non-Minority (SBE)	20	54	74	10%	
Grand Total and %	354	370	724	100%	
	48.90%	51.10%			
<small>***Non-Minority (SBE) is defined as firms certified as Small Business Enterprises and do not include ethnicity as a certification factor.</small>					



**PROCUREMENT & WAREHOUSING SERVICES
SUPPLIER DIVERSITY OUTREACH PROGRAM
COMPLIANCE REPORT**

**M/WBE COMPLIANCE ACTIVITIES
REPORTING PERIOD: Q4 FY 19
APRIL 1st - JUNE 30th 2019**

SDOP Request for Proposal (RFP) Evaluation Activities

TOTAL RFPs EVALUATED	
Number of Proposals Reviewed	40
Number of M/WBE Prime Proposers	2
Number of M/WBE Sub-Consultants/Sub-Contractors	13*

Table 1

SDOP Performance Evaluation of Request for Quotation (RFQ)

TOTAL RFQs EVALUATED	
Number of Projects Evaluated	13
Number of M/WBE Primes	7
Number of M/WBE Sub-Consultants/Sub-Contractors	36*

Table 2

SDOP Invitation to Bid (ITB) Evaluation Activities

TOTAL ITB PROJECTS EVALUATED	
Number of Bids Reviewed	80
Number of M/WBE Prime Bidders	24
Number of M/WBE Sub-Contractors	86*

Table 3

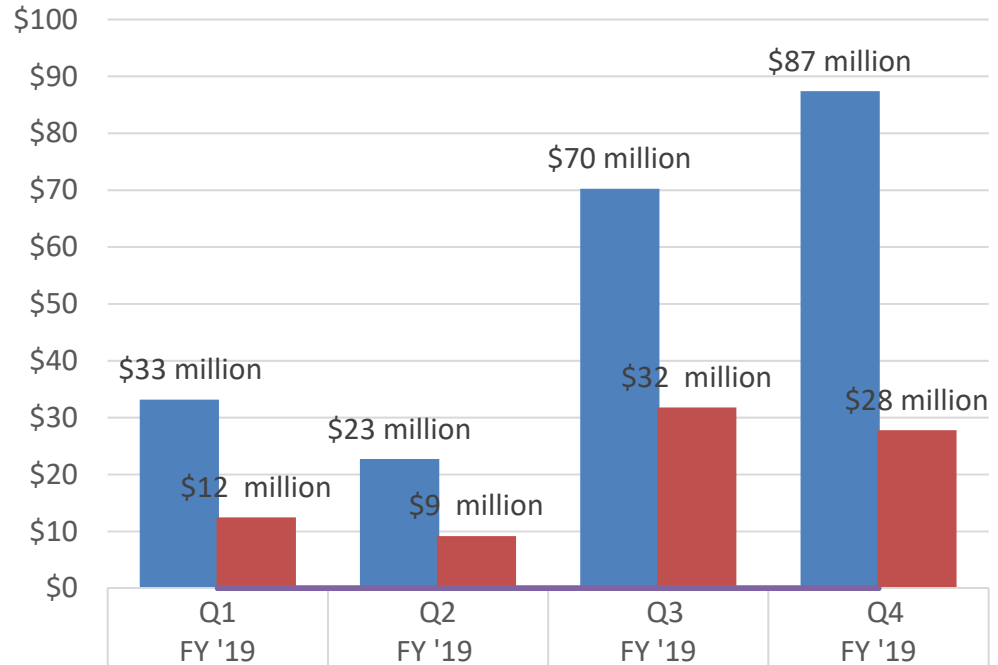
**M/WBE Sub-Consultants/Sub-Contractors may be requested to participate on multiple projects. The total number of M/WBE does not reflect unique companies. |*

MWBE Commitment by Ethnicity and Gender comparison

Ethnicity and Gender	FY '17 Q4		FY '18 Q4		FY '19 Q4	
	MWBE Commitment By Ethnicity FY'17 Q4	MWBE Commitment % By Ethnicity FY'17 Q4	MWBE Commitment By Ethnicity FY'18 Q4	MWBE Commitment % By Ethnicity FY'18 Q4	MWBE Commitment By Ethnicity FY'19 Q4	MWBE Commitment % By Ethnicity FY'19 Q4
African American S/MBE	\$779,250	13%	\$28,700	0.7%	\$55,358	0.06%
African American S/M/WBE	\$67,500	1%	\$0	0%	\$946,528	1%
Women Business Enterprise S/WBE	\$20,060	0%	\$2,009,660	51%	\$632,524	1%
Asian Pacific American S/MBE	\$988,118	17%	\$822,380	0%	\$0	0%
Asian Pacific American S/M/WBE	\$442,500	8%	\$423,900	11%	\$422,049	0%
Hispanic American S/MBE	\$1,691,432	29%	\$338,260	9%	\$13,003,695	15%
Hispanic American S/M/WBE	\$398,506	7%	\$315,000	8%	\$12,735,087	15%
Total by Ethnicity/Gender \$	\$4,387,366	76%	\$3,937,900	100%	\$27,795,240	32%
Total Contract Amount \$	\$5,779,075		\$3,937,900		\$87,424,996	
Total M/WBE Commitment %						

* Source: Board Approved items for the respective period

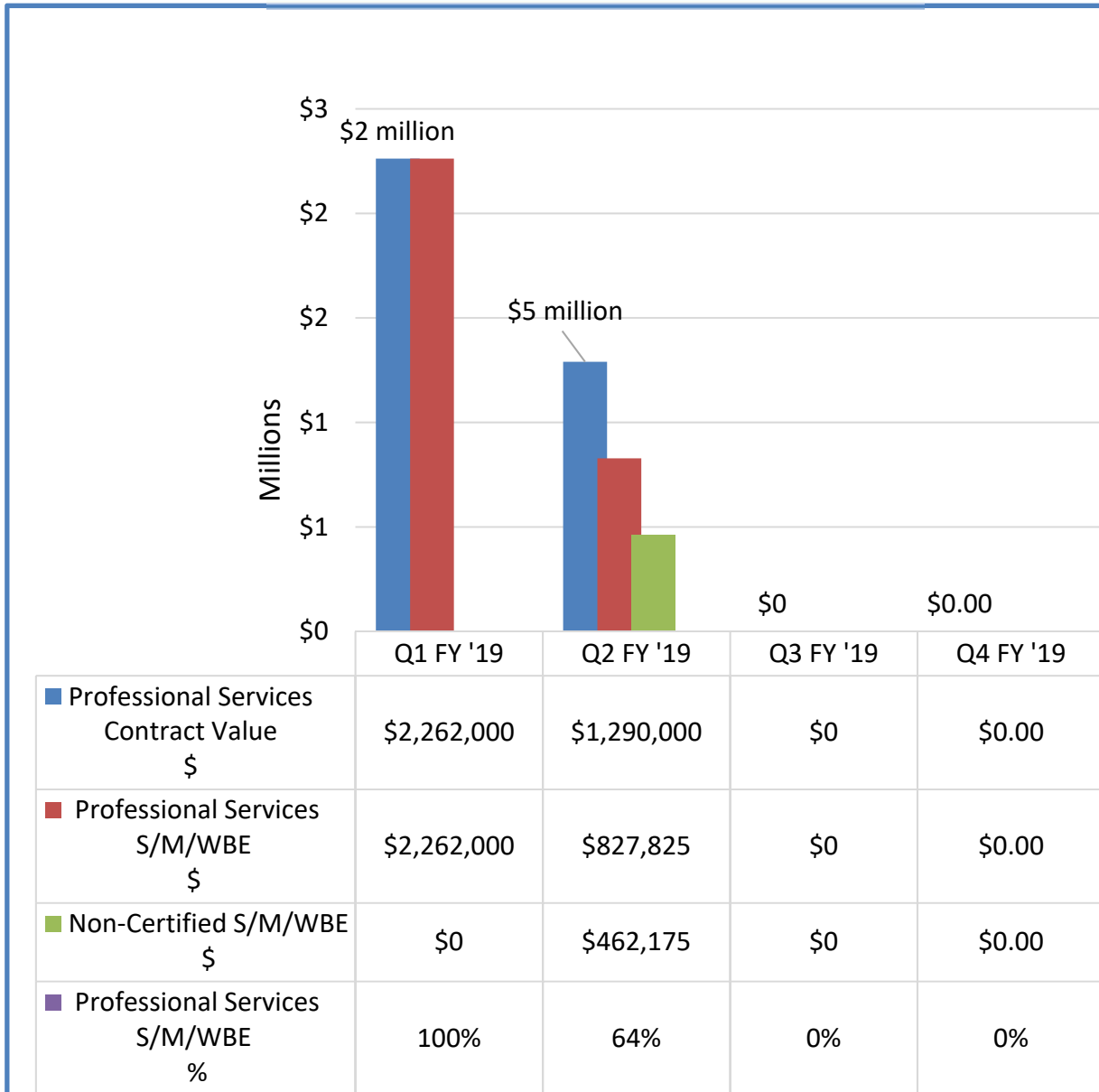
Construction



	Q1 FY '19	Q2 FY '19	Q3 FY '19	Q4 FY '19
TOTAL CONTRACT \$	\$33,151,222	\$22,720,879	\$70,233,237	\$87,424,996
S/M/WBE COMMITMENT \$	\$12,452,724	\$9,186,550	\$31,776,511	\$27,795,240
S/M/WBE COMMITMENT %	38%	40%	45%	32%

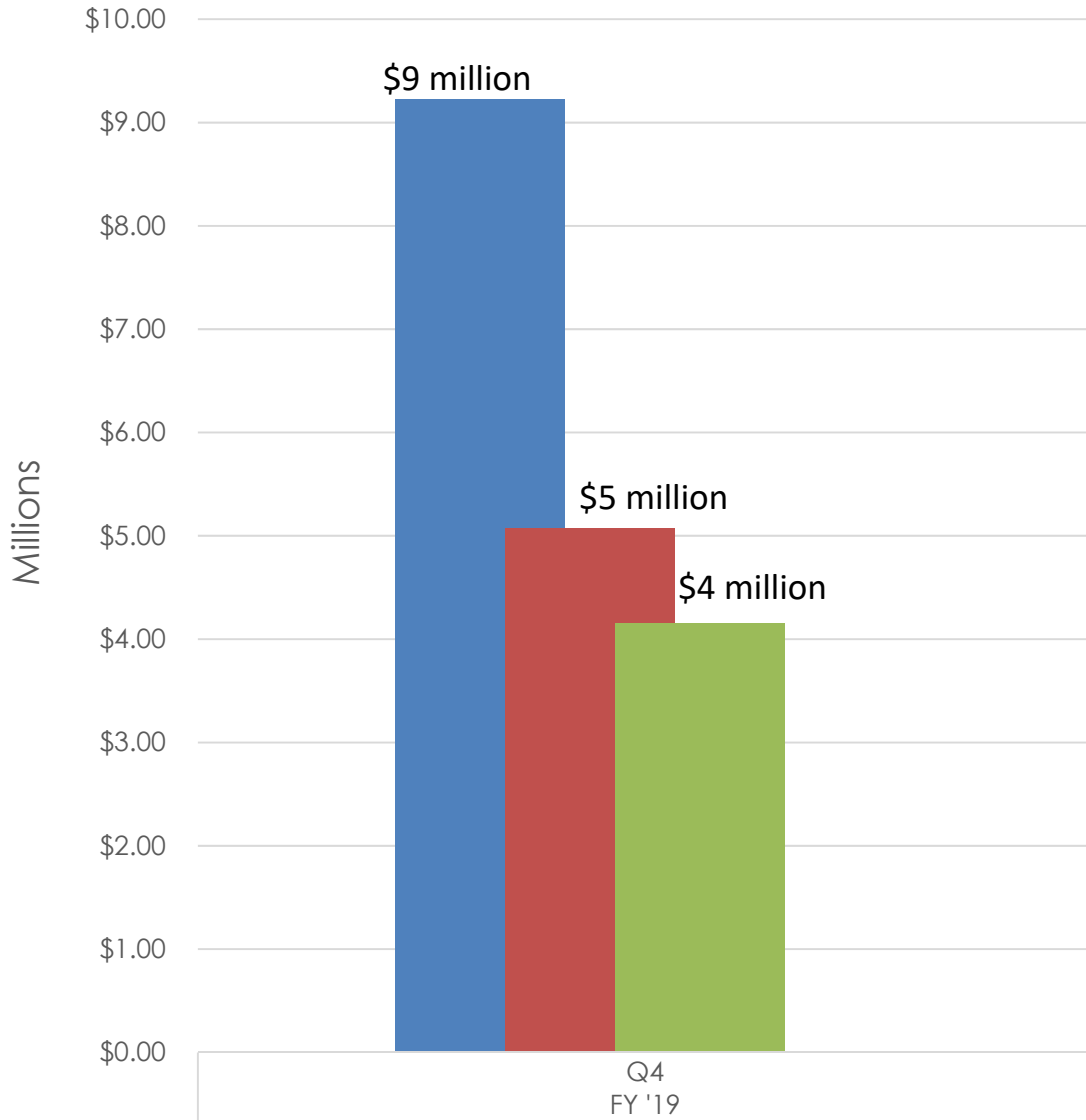
CONSTRUCTION	TOTAL CONTRACT AMOUNT \$	S/M/WBE COMMITMENT AMOUNT \$	S/M/WBE COMMITMENT AMOUNT %
Q4FY '17	\$363,000	\$90,750.00	25%
Q4 FY '18	\$0.0	\$0.0	\$0.0
Q4 FY '19	\$87,424,996	\$27,795,240.00	32%

PROFESSIONAL DESIGN SERVICES



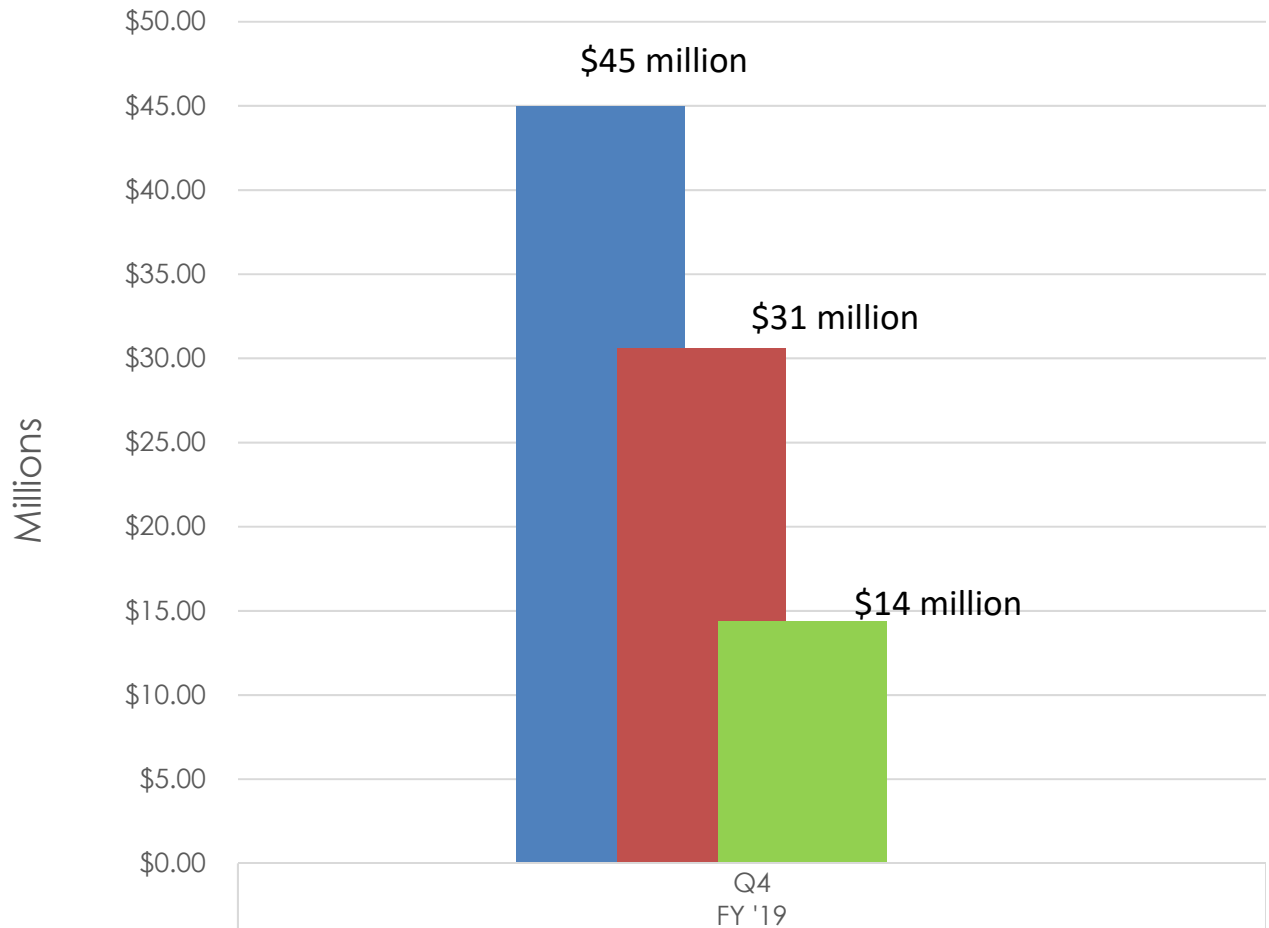
PROFESSIONAL DESIGN	TOTAL CONTRACT AMOUNT \$	S/M/WBE COMMITMENT AMOUNT \$	S/M/WBE COMMITMENT AMOUNT %
Q4FY '17	\$5,513,075	\$4,211,556	76%
Q4 FY '18	\$3,937,900	\$3,937,900	100%
Q4 FY '19	\$0	\$0	0%

COST AND PROGRAM CONTROL SERVICES ATKINS NORTH AMERICA INC.



■ Original Contract Value & Amendments	\$9,223,573
■ Non- MWBE \$	\$5,072,965
■ MWBE Commitment \$	\$4,150,608
■ MWBE COMMITMENT %	45%

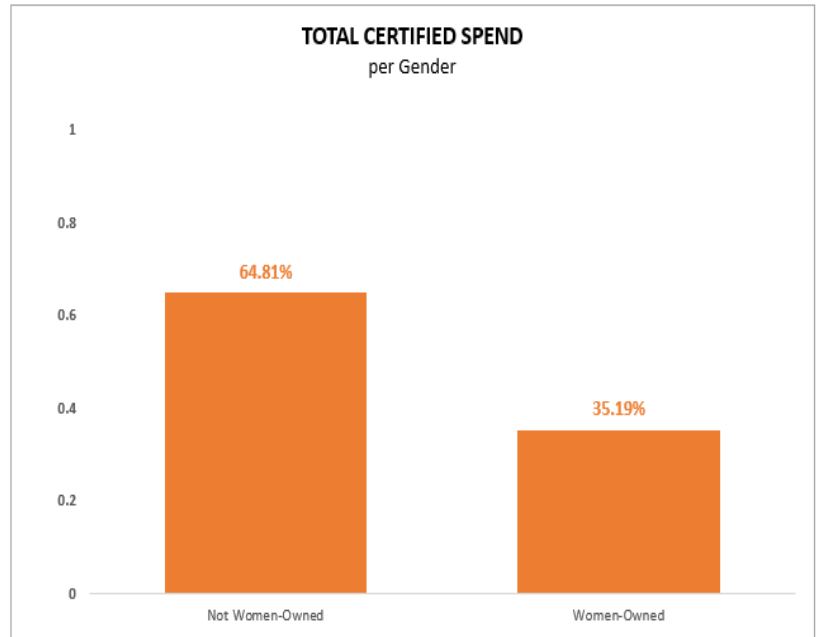
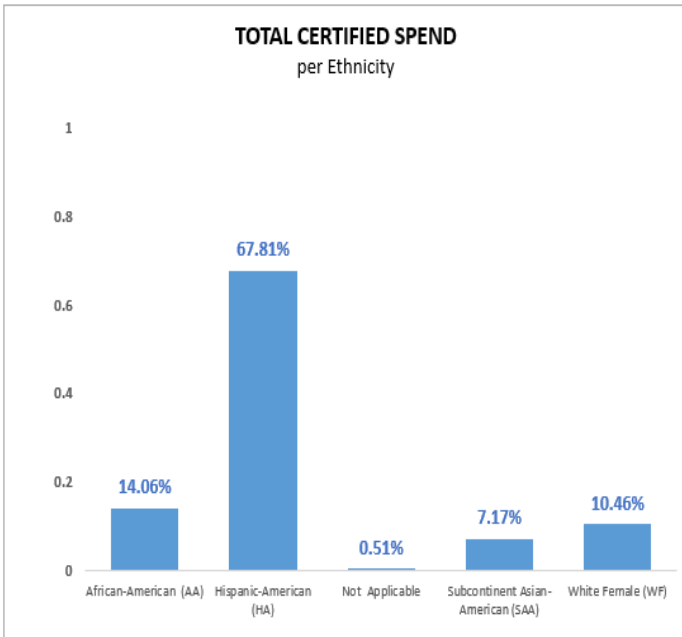
Owner's Representative Services M/WBE Commitment CBRE / Heery Inc



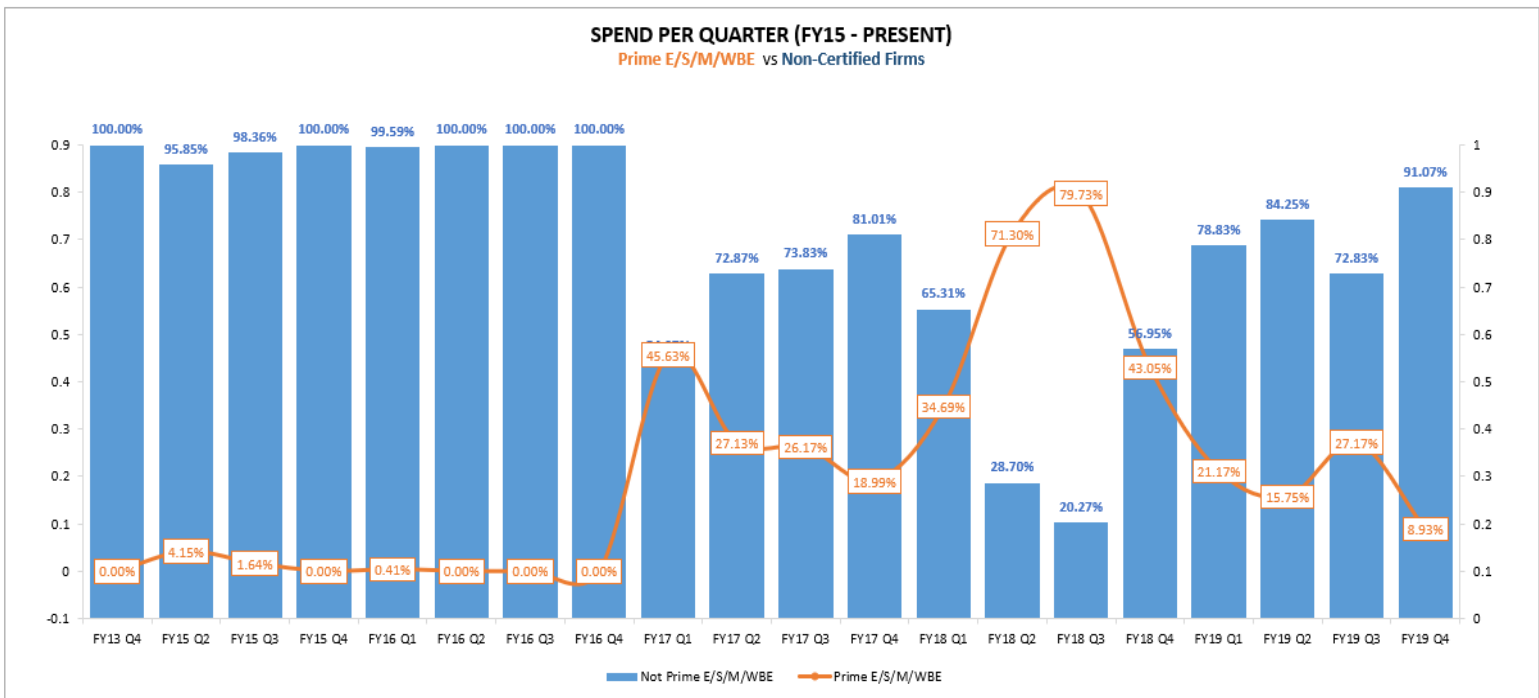
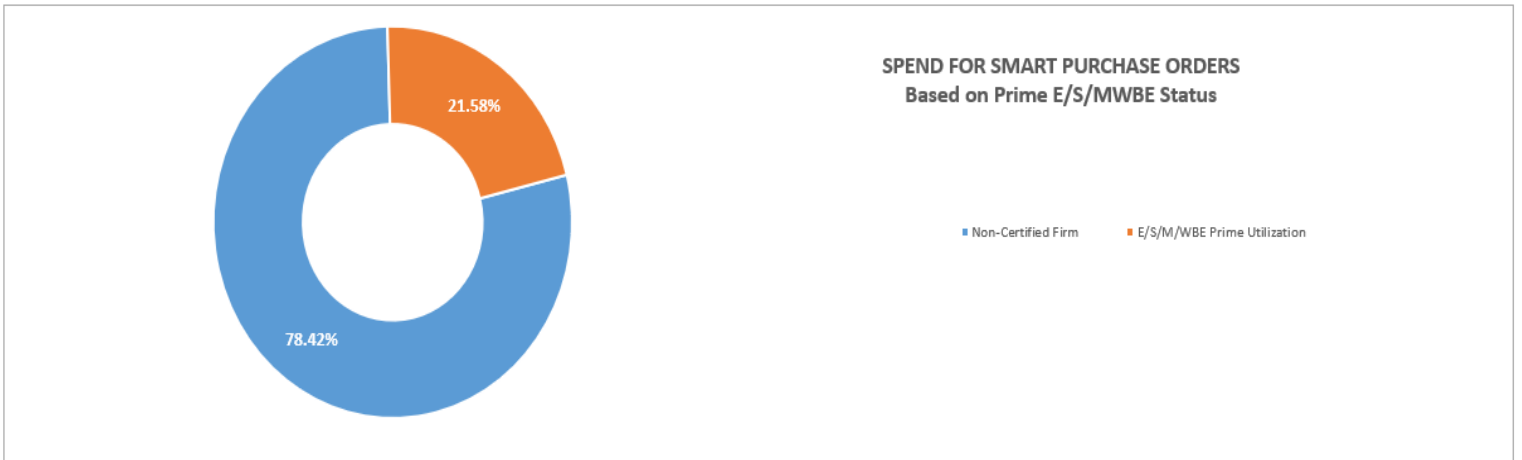
	Q4 FY '19
Total Contract Value \$	\$44,988,000
Non-M/WBE \$	\$30,591,840
M/WBE Commitment \$	\$14,396,160
M/WBE Commitment %	32%

Value of Purchase Orders Issued to M/WBE Firms per SMART Category

S		M		A		R		T	
Safety ONLY	\$6,179,809	Music & Arts ONLY	\$0	Athletics ONLY	\$10,700	Renovation ONLY	\$19,025,647	Technology ONLY	\$0
						Renovation and Athletics	\$150,000		
						Renovation and Safety	\$53,602,383		
						Renovation and Music & Art	\$11,258,305		
						Renovation, Safety, and M&A	\$12,636,983		
						Renovation, Safety, and Ath.	\$7,824,879		
						Renovation, Athletics, M&A	\$227,000		
\$6,179,809		\$0		\$10,700		\$104,725,197		\$0	
\$110,915,706									



Spend Per Quarter FY '15 – Present



Section 8

Communications

Yvonne Garth,
Garth Solutions / CBRE | Heery Team

COMMUNICATIONS by the Numbers



Approval
Letters
26



Outreach
Events
6



PCM
Meetings
31



Tweets
21

SMART IN THE COMMUNITY

The Communications Team has continued to develop new strategies to promote transparency and community involvement with the SMART Program. This has involved a variety of methods:

- ▶ **Face-to-face outreach events**
- ▶ **Digital media publications**
- ▶ **Social media content**
- ▶ **Online feedback tools**
- ▶ **Printed materials**

In the pursuit of increased transparency and engagement, support has been provided for several events targeting specific stakeholders and communities:

ROOFING WORKSHOP

- ▶ To aid in the education of roofers, architects, and contractors in BCPS roofing guidelines and best practices, the Communications Team designed and produced invitations, presentations, and a sample roofing permit package at the SMART Program Roofing Workshop on June 21, 2019

SUPPLIER DIVERSITY OUTREACH PROGRAM

- ▶ The Communications team created invitations to support three Supplier Diversity Outreach Program (SDOP) events held to increase contractor diversity in the SMART Program

BUILDING REPLACEMENT OPTIONS

- ▶ Margate Elementary, McArthur High, and Plantation High were brought in front of the board to discuss alternatives for their building replacements. To gain valuable feedback from the communities about their relative schools and the options in consideration, the Communications Team assisted in organizing **public meetings, collecting survey responses, and tracking analytics.**

DIGITAL COMMUNICATION

To promote continuity and visibility for the SMART Program, and with the intention to more easily connect with a wider audience, the Communications Team made an effort to increase the use of digital communication and online avenues.



SOCIAL MEDIA PRESENCE

- ▶ Both visual and written content created specifically for social media networks were provided to individual schools and Board Members at times of notable program activity or milestones.
- ▶ Information shared through social outlets has been tagged with the relevant district's Board Members to allow more consistent opportunities to share SMART Program-related content with followers and constituents.



SMART AT A GLANCE PAMPHLETS

- ▶ To provide a quarterly overview of each school district as well as schools across the county, data showing progress in construction and other SMART projects have been distributed through the SMART At A Glance Tri-Fold. The pamphlet was sent in both digit PDF format as well as an interactive online document. Additional hard copies were delivered to each Board Member as needed and posted to the BCPS website.



CONTENT LIBRARY

- ▶ Site visits have been more frequent due to the increase in construction activity in order to enhance communication content.
- ▶ New methods are being used to track the progression of projects including photos, drone footage, and video content.

PROJECT CHARTER MEETINGS

This past quarter, communication efforts focused on holding several community meetings to update parents and staff regarding SMART projects at their school.



31
This Quarter

165
Total To Date

Project Charter Meetings continue to serve as effective means of communication between the SMART Program Team, school administrations, and surrounding communities. PCMs also provide the appointed Project Manager a chance to highlight milestones and address concerns directly. The materials used to build attendance, distribute information, and present key highlights are shown below.

PCM Invite



PCM Pamphlet




PCM Presentation



PROJECT CHARTER MEETING (CONTD.)

4-9-2019	Chapel Trail Elementary
4-9-2019	Peters Elementary
4-10-2019	Wingate Oaks Center
4-10-2019	Park Lakes Elementary
4-11-2019	Broadview Elementary
4-16-2019	Liberty Elementary
4-16-2019	Miramar High School
4-17-2019	Sea Castle Elementary
4-22-2019	Everglades Elementary
4-23-2019	Nova Blanche Forman Elementary
4-23-2019	Hawkes Bluff Elementary
4-23-2019	Pembroke Lakes Elementary
4-24-2019	Walker Elementary
4-25-2019	Park Ridge Elementary
4-25-2019	Pinewood Elementary
4-29-2019	Olsen Middle



Atlantic West Elementary



Pembroke Lakes Elementary



Park Ridge Elementary

PROJECT CHARTER MEETING (CONTD.)

5-2-2019	Bair Middle
5-2-2019	Floranada Elementary
5-8-2019	Gator Run Elementary
5-8-2019	Deerfield Beach Elementary
5-13-2019	Country Isles Elementary
5-13-2019	Nova Dwight Eisenhower Elementary
5-13-2019	Pompano Beach High
5-15-2019	Coral Springs Pre K-8
5-15-2019	Dillard 6-12
5-16-2019	Coral Park Elementary
5-21-2019	Indian Trace Elementary
5-22-2019	Charles Drew Elementary
5-22-2019	Panther Run Elementary
5-24-2019	Virginia Shuman Young Elementary
5-29-2019	Mirror Lake Elementary



OUTREACH EVENTS

SMART Program Outreach Events vary in purpose and format but are unified in the aim to enhance community engagement, with program initiatives ranging from project updates to contractor procurement.

6
Outreach
Events

19
This Quarter

190
Total To Date

4/10/2019	Stranahan High School Facility Community Meeting
5/7/2019	Plantation High School Community Meeting
5/7/2019	Northeast High School Facility Community Meeting
6/6/2019	Gator Run Elementary - GOB Pre-Construction meeting
6/17/2019	Northeast High School Facility Community Meeting
6/21/2019	BCPS Roofing Workshop



**Plantation High School
Community Meeting**



BCPS Roofing Workshop



**Northeast High
Community Meeting**

BOARD APPROVAL ANNOUNCEMENTS

As a SMART Facilities Project progresses through Planning and Completion, principals are made aware of any new **Board Approval Milestones** along with relevant information regarding expectations and procedure.

26

Board Approval Announcements Sent This Quarter



School Board approves key processes of individual SMART projects, usually in the transition from one phase to the next.



School principals are notified by the Executive Director of the SMART Program, including congratulations and important information.



Board approval principal letters help schools understand the status of SMART projects.



AVAILABLE ONLINE:

BOARD MILESTONES EXPLAINED

BOARD APPROVAL ANNOUNCEMENTS (CONTD.)

4-23-2019	Construction Bid Recommendation of \$500,000 or greater – ITB 18-193C, Dillard 6-12 School, T & G Corporation d/b/a T & G Constructors , SMART Program Renovations, Project No. P.001726
4-23-2019	Construction Bid Recommendation of \$500,000 or greater – ITB 18-184C, Gator Run Elementary School, Overholt Construction Corporation , SMART Program Renovations, Project No. P.001863
4-23-2019	Construction Bid Recommendation of \$500,000 or greater – ITB 19-124C, Gulfstream Academy of Hallandale Beach K-8, Thornton Construction Company, Inc. , SMART Program Renovations, Project No. P.001822
4-23-2019	Construction Bid Recommendation of \$500,000 or greater – ITB 18-182C, Walker Elementary School, OAC Action Construction Corp. SMART Program Renovations Project No. P.001938
5-7-2019	Approve Authorization to Advertise for Bids for Flamingo Elementary School, SGM Engineering, Inc. SMART Program Renovations, Project No. P.002135
5-7-2019	Construction Bid Recommendation of \$500,000 or greater – ITB 18-194C, Hawkes Bluff Elementary School, Advanced Roofing, Inc. SMART Program Renovations Project, No. P.001784
5-7-2019	Approve Authorization to Advertise for Bids for Maplewood Elementary School, SMART Program Renovations, M.C. Harry and Associates, Inc. – P.001639 and Song & Associates, Inc. – P.001998
5-7-2019	Approve Authorization to Advertise for Bids for Nova Middle School, Wolfberg/Alvarez and Partners, Inc. SMART Program Renovations Project, No. P.001898.
5-7-2019	Approve Authorization to Advertise for Bids for Park Lakes Elementary School, Song & Associates, Inc. SMART Program Renovations, Project No. P.001988

BOARD APPROVAL ANNOUNCEMENTS (CONTD.)

5-7-2019	Construction Bid Recommendation of \$500,000 or greater – ITB 19-128C, Riverland Elementary School, OAC Action Construction, Corp. SMART Program Renovations, Project No. P.001987
5-7-2019	Approve Authorization to Advertise for Bids, Davie Elementary School, Wolfberg/Alvarez and Partners, Inc. SMART Program Renovations, Project No. P.001899
5-7-2019	Approve Authorization to Advertise for Bids for Dillard Elementary School, Song & Associates, Inc. SMART Program Renovations, Project No. P.001915.
5-7-2019	Construction Bid Recommendation of \$500,000 or greater – ITB 18-185C, Everglades Elementary School, Advanced Roofing, Inc. SMART Program Renovations Project, No. P.001948
5-7-2019	Construction Bid Recommendation of \$500,000 or greater – ITB 18-192C, Fairway Elementary School, Thornton Construction Company, Inc. SMART Program Renovations, Project No. P.001785
6-11-2019	Approve Authorization to Advertise for Bids for Bair Middle School, Song & Associates, Inc., SMART Program Renovations, Project No. P.002044
6-11-2019	Approve Authorization to Advertise for Bids for Broward Estates Elementary School, Song & Associates, Inc. SMART Program Renovations, Project No. P.002037
6-11-2019	Approve Authorization to Advertise for Bids for Coral Springs High School, M.C. Harry and Associates, Inc. SMART Program Renovations, Project No. P.001765
6-11-2019	Approve Authorization to Advertise for Bids for Coral Springs Pre K-8 (f.k.a. Coral Springs Elementary School), Acai Associates, Inc., SMART Program Renovations, Project No. P.001923
6-11-2019	Construction Bid Recommendation of \$500,00 or Greater – ITB 19-134C, Forest Glen Middle School, Thornton Construction Company, Inc., SMART Program Renovations, Project No. P.001865

BOARD APPROVAL ANNOUNCEMENTS (CONTD.)

6-11-2019	Approve Authorization to Advertise for Bids for Horizon Elementary School, Song & Associates, Inc. - SMART Program Renovations - Project No. P.002038
6-11-2019	Approve Authorization to Advertise for Bids for Olsen Middle School, Song & Associates, Inc. - SMART Program Renovations, Project No. P.001955
6-11-2019	Construction Bid Recommendation of \$500,000 or Greater – ITB 19-175C, Pinewood Elementary School, LEGO Construction Co. , SMART Program Renovations, Project No. P.001949
6-11-2019	Construction Bid Recommendation of \$500,000 or Greater – ITB 19-179C, Sunland Park Academy, LEGO Construction Co. - SMART Program Renovations - Project No. P.001939
6-11-2019	Approve Authorization to Advertise for Bids for Watkins Elementary School, RGD & Associates, Inc. d/b/a RGD Consulting Engineers Orlando, LLC , SMART Program Renovations, Project No. P.002074
6-11-2019	Approve Authorization to Advertise for Bids for Westpine Middle School, Song & Associates, Inc. SMART Program Renovations, Project No. P.002043
6-25-2019	Approve the Professional Services Agreement with Rodriguez Architects, Inc., Wilton Manors Elementary School, Project No. P.001917 , SMART Program Renovations, RFQ 17-185C.

SMART PROGRAM SOCIAL MEDIA



21 Tweets



#BCPSSMARTFutures

Follow us @BCPS_SMART

4-2-2019	Roofing is one of our top priorities in the #BCPSSMARTFutures program, so to complete the roof for @CypressBCPS is a tremendous achievement. @RobertwRuncie @browardschools
4-12-2019	Wednesday night we met with the @StranahanDragon community to talk about the status of improvements currently underway on campus. With Re-Roofing, HVAC, canopies, bathrooms and fire alarm system work, progress continues in the construction phase. #BCPSSMARTFutures @browardschools
4-15-2019	Work has begun for the Silver Trail Middle School #BCPSSMARTFutures roofing project as it joins the growing number of schools with active construction in @browardschools @Principal_STMS @RobertwRuncie
4-21-2019	Through the #BCPSSMARTFutures School Choice Enhancement Program, @GriffinElem has received projectors, student laptops, document cameras, and a digital marquee @browardschools @RobertwRuncie
5-1-2019	Through the #BCPSSMARTFutures program, the HVAC chiller and valves have been replaced, re-roofing is nearing completion, and window replacements are in progress @PalmCoveEL1 @browardschools @RobertwRuncie
5-9-2019	Thank you Dr. Osgood and the Plantation High School community for engaging in a discussion about #BCPSSMARTFutures Improvement options. @ReverendRos @PHSPincipal @browardschools @RobertwRuncie
5-15-2019	#BCPSSMARTFutures renovations continue to make progress at @StranahanDragon with re-roofing underway, new restrooms nearing completion, HVAC, Fire Alarm, and auditorium improvements moving forward. @browardschools @RobertwRuncie

SMART PROGRAM SOCIAL MEDIA (contd.)

5-16-2019	Final completion achieved! Indian Ridge Middle School has completed all #BCPSSMARTFutures renovations, including reroofing, exterior repainting, HVAC improvements, renovations of the Art Lab and Music Room and more. @browardschools @MurrayPrincipal @RobertwRuncie
5-24-2019	The Millennium 6-12 Collegiate Academy Stars lit up when they received their new document cameras, chemistry equipment, media center furniture, and interactive Recordex boards, thanks to the #BCPSSMARTFutures program @RobertwRuncie @browardschools
5-24-2019	We had the pleasure of meeting the next generation of engineers & innovators from @Blanche Ely and @StranahanDragon today before they start their @BCPSSMARTFutures internship this summer. @browardschools @RobertwRuncie
6-1-2019	Summer break is right around the corner, but keeping the @browardschools community informed remains a priority. We visited @PantherRunElem , Virginia Shuman Young Elementary, & Charles Drew Elementary, to update them on upcoming #BCPSSMARTFutures improvements. @cyndi felton
6-10-2019	Quarterly Spotlights with a snapshot of the status of #BCPSSMARTFutures projects at each school are now up on the @BrowardSchoolswebsite . Staying updated on what's happening is now a click away at... www.browardschools.com/smartfutures
6-12-2019	During yesterday's BOC Meeting, the #BCPSSMARTFutures team highlighted some notable developments & key accomplishments happening throughout the program. @browardschools
6-14-2019	What a way to kick off the summer! It's the first week on the job as mini engineers for our @blanche_ely & @StranahanDragon interns. We plan on having a very impactful summer with this group. Follow #BCPSSMARTFutures for more updates. @FrankGirardi15 @browardschools
6-18-2019	Yesterday, @BCPSSMARTFutures team along with Board Member @SBBCBrinkworth provided the Northeast High School Community Meeting with an update about upcoming improvements, including more details about the new classroom addition. @RobertwRuncie @browardschools @Hurricane AP
6-18-2019	BCPS wants to engage local vendors to perform the upcoming work. In this workshop, you'll be given information about our new projects & how to ensure successful completion. @BCPS SMART @browardschools https://eventbrite.com/e/bcps-roofing-workshop-tickets-63335476114?utm-medium=discovery&utm-campaign=social&utm-content=attendeeshare&aff=escb&utm-source=cp&utm-term=listing

SMART PROGRAM SOCIAL MEDIA (contd.)

6-19-2019	#BCPSSMARTFutures construction at @blanche_ely continues to make steady progress with the media center, HVAC improvements & the outdoor dining structure. @browardschools @FrankGirardi15 @RobertwRuncie
6-21-2019	During week 2 in the field, the SMART Program interns have kept the eagerness to learn alive. The students are getting acquainted with their roles alongside the Project Managers in their new departments. @browardschools @FrankGirardi15 @RobertwRuncie #BCPSSMARTFutures
6-21-2019	Today's Roofing Workshop gave Roofers, architects, & General Contractors a valuable opportunity to understand BCPS Building Department requirements & the expectations of the District. Thank you again for joining us. #RealityCheck @browardschools @FrankGirardi15 #BCPSSMARTFutures
6-25-2019	Yesterday, our #BCPSSMARTFutures interns had their first on-site construction visit at the @StranahanDragon campus. The students observed the process involved in A/C unit placement, how to interpret a site plan & standard safety protocols. @browardschools @FrankGirardi15
6-28-2019	Thank you #BCPSSMARTFutures SCEP team for helping the students of @RMSnationap anchor in success with their new SCEP items: printers, cafeteria TV's, cafeteria sound system, projectors, 3D printers & a new marquee. @browardschools @RobertwRuncie @FrankGirardi15

